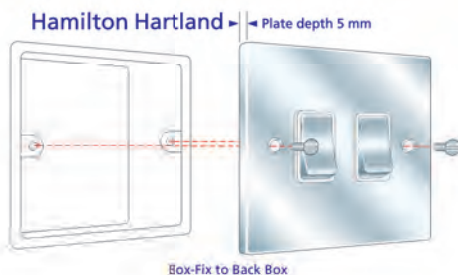


Quality Accessories on Stylish Slim Plates

A range of sleek and stylish accessories with slim front plates to complement today's interiors. This attractive range is available in nine elegant finishes with complementary switch insert finishes.

- Slim, sleek and stylish
- Nine elegant finishes with complementary switch insert finishes
- Standard box-fix electrical accessories
- Grid Fix and Euro Fix options are also available (see separate GRID-IT and EuroFix sections)



77 T21



76 DTRID W



71 2X40



78 SPN BK-B




74 R22 SS-W



7P R21 PO-W

Rocker Switches



77 R26 BC-W



**1 gang 10AX
2 way Rocker**

Nominal Plate Size:
88 x 88 mm
Minimum Wall Box
Depth: 25 mm
Technical Insert
Reference: **R21**
Product Code



**2 gang 10AX
2 way Rocker**

Nominal Plate Size:
88 x 88 mm
Minimum Wall Box
Depth: 25 mm
Technical Insert
Reference: **R22**
Product Code



**3 gang 10AX
2 way Rocker**

Nominal Plate Size:
88 x 88 mm
Minimum Wall Box
Depth: 25 mm
Technical Insert
Reference: **R23**
Product Code












**4 gang 10AX
2 way Rocker**

Nominal Plate Size:
144 x 85 mm
Minimum Wall Box
Depth: 25 mm
Technical Insert
Reference: **R24**
Product Code












**6 gang 10AX
2 way Rocker**

Nominal Plate Size:
144 x 85 mm
Minimum Wall Box
Depth: 25 mm
Technical Insert
Reference: **R26**
Product Code

Plate Finish	Insert Finish	Insert Surround Colour	1 gang 10AX 2 way Rocker	2 gang 10AX 2 way Rocker	3 gang 10AX 2 way Rocker	4 gang 10AX 2 way Rocker	6 gang 10AX 2 way Rocker
Bright Chrome 	Bright Chrome	White	77 R21 BC-W	77 R22 BC-W	77 R23 BC-W	77 R24 BC-W	77 R26 BC-W
	Bright Chrome	Black	77 R21 BC-B	77 R22 BC-B	77 R23 BC-B	77 R24 BC-B	77 R26 BC-B
	White Plastic	White	77 R21 WH-W	77 R22 WH-W	77 R23 WH-W	77 R24 WH-W	77 R26 WH-W
	Black Plastic	Black	77 R21 BL-B	77 R22 BL-B	77 R23 BL-B	77 R24 BL-B	77 R26 BL-B
Satin Chrome 	Satin Chrome	White	76 R21 SC-W	76 R22 SC-W	76 R23 SC-W	76 R24 SC-W	76 R26 SC-W
	Satin Chrome	Black	76 R21 SC-B	76 R22 SC-B	76 R23 SC-B	76 R24 SC-B	76 R26 SC-B
	White Plastic	White	76 R21 WH-W	76 R22 WH-W	76 R23 WH-W	76 R24 WH-W	76 R26 WH-W
	Black Plastic	Black	76 R21 BL-B	76 R22 BL-B	76 R23 BL-B	76 R24 BL-B	76 R26 BL-B
Polished Brass 	Polished Brass	White	71 R21 PB-W	71 R22 PB-W	71 R23 PB-W	71 R24 PB-W	71 R26 PB-W
	Polished Brass	Black	71 R21 PB-B	71 R22 PB-B	71 R23 PB-B	71 R24 PB-B	71 R26 PB-B
	White Plastic	White	71 R21 WH-W	71 R22 WH-W	71 R23 WH-W	71 R24 WH-W	71 R26 WH-W
	Black Plastic	Black	71 R21 BL-B	71 R22 BL-B	71 R23 BL-B	71 R24 BL-B	71 R26 BL-B
Satin Brass 	Satin Brass	White	72 R21 SB-W	72 R22 SB-W	72 R23 SB-W	72 R24 SB-W	72 R26 SB-W
	Satin Brass	Black	72 R21 SB-B	72 R22 SB-B	72 R23 SB-B	72 R24 SB-B	72 R26 SB-B
	White Plastic	White	72 R21 WH-W	72 R22 WH-W	72 R23 WH-W	72 R24 WH-W	72 R26 WH-W
	Black Plastic	Black	72 R21 BL-B	72 R22 BL-B	72 R23 BL-B	72 R24 BL-B	72 R26 BL-B
Antique Brass 	Antique Brass	Black	79 R21 AB-B	79 R22 AB-B	79 R23 AB-B	79 R24 AB-B	79 R26 AB-B
Bright Stainless 	Bright Chrome	White	73 R21 BC-W	73 R22 BC-W	73 R23 BC-W	73 R24 BC-W	73 R26 BC-W
	Bright Chrome	Black	73 R21 BC-B	73 R22 BC-B	73 R23 BC-B	73 R24 BC-B	73 R26 BC-B
	White Plastic	White	73 R21 WH-W	73 R22 WH-W	73 R23 WH-W	73 R24 WH-W	73 R26 WH-W
	Black Plastic	Black	73 R21 BL-B	73 R22 BL-B	73 R23 BL-B	73 R24 BL-B	73 R26 BL-B
Satin Stainless 	Satin Stainless	White	74 R21 SS-W	74 R22 SS-W	74 R23 SS-W	74 R24 SS-W	74 R26 SS-W
	Satin Stainless	Black	74 R21 SS-B	74 R22 SS-B	74 R23 SS-B	74 R24 SS-B	74 R26 SS-B
	White Plastic	White	74 R21 WH-W	74 R22 WH-W	74 R23 WH-W	74 R24 WH-W	74 R26 WH-W
	Black Plastic	Black	74 R21 BL-B	74 R22 BL-B	74 R23 BL-B	74 R24 BL-B	74 R26 BL-B
Black Nickel 	Black Nickel	Black	78 R21 BK-B	78 R22 BK-B	78 R23 BK-B	78 R24 BK-B	78 R26 BK-B
Pearl Oyster 	Pearl Oyster	White	7P R21 PO-W	7P R22 PO-W	7P R23 PO-W	7P R24 PO-W	7P R26 PO-W

Rocker Switches



Plate Finish	Insert Finish	Insert Surround Colour	1 gang 10AX Intermediate Rocker Nominal Plate Size: 88 x 88 mm Minimum Wall Box Depth: 25 mm Technical Insert Reference: R31 Product Code	2 gang 10AX Intermediate Rocker Nominal Plate Size: 88 x 88 mm Minimum Wall Box Depth: 25 mm Technical Insert Reference: R32 Product Code	1 gang 10AX Push To Make Retractive Rocker Nominal Plate Size: 88 x 88 mm Minimum Wall Box Depth: 25 mm Technical Insert Reference: RRT Product Code	1 gang 10A Triple Pole Rocker Nominal Plate Size: 88 x 88 mm Minimum Wall Box Depth: 25 mm Technical Insert Reference: TP Product Code
Bright Chrome 	Bright Chrome Bright Chrome White Plastic Black Plastic	White Black White Black	77 R31 BC-W 77 R31 BC-B 77 R31 WH-W 77 R31 BL-B	77 R32 BC-W 77 R32 BC-B 77 R32 WH-W 77 R32 BL-B	77 RRT BC-W 77 RRT BC-B 77 RRT WH-W 77 RRT BL-B	- - 77 TP WH-W 77 TP BL-B
Satin Chrome 	Satin Chrome Satin Chrome White Plastic Black Plastic	White Black White Black	76 R31 SC-W 76 R31 SC-B 76 R31 WH-W 76 R31 BL-B	76 R32 SC-W 76 R32 SC-B 76 R32 WH-W 76 R32 BL-B	76 RRT SC-W 76 RRT SC-B 76 RRT WH-W 76 RRT BL-B	- - 76 TP WH-W 76 TP BL-B
Polished Brass 	Polished Brass Polished Brass White Plastic Black Plastic	White Black White Black	71 R31 PB-W 71 R31 PB-B 71 R31 WH-W 71 R31 BL-B	71 R32 PB-W 71 R32 PB-B 71 R32 WH-W 71 R32 BL-B	71 RRT PB-W 71 RRT PB-B 71 RRT WH-W 71 RRT BL-B	- - 71 TP WH-W 71 TP BL-B
Satin Brass 	Satin Brass Satin Brass White Plastic Black Plastic	White Black White Black	72 R31 SB-W 72 R31 SB-B 72 R31 WH-W 72 R31 BL-B	72 R32 SB-W 72 R32 SB-B 72 R32 WH-W 72 R32 BL-B	72 RRT SB-W 72 RRT SB-B 72 RRT WH-W 72 RRT BL-B	- - 72 TP WH-W 72 TP BL-B
Antique Brass 	Antique Brass	Black	79 R31 AB-B	-	-	79 TP BL-B
Bright Stainless 	Bright Chrome Bright Chrome White Plastic Black Plastic	White Black White Black	73 R31 BC-W 73 R31 BC-B 73 R31 WH-W 73 R31 BL-B	73 R32 BC-W 73 R32 BC-B 73 R32 WH-W 73 R32 BL-B	73 RRT BC-W 73 RRT BC-B 73 RRT WH-W 73 RRT BL-B	- - 73 TP WH-W 73 TP BL-B
Satin Stainless 	Satin Stainless Satin Stainless White Plastic Black Plastic	White Black White Black	74 R31 SS-W 74 R31 SS-B 74 R31 WH-W 74 R31 BL-B	74 R32 SS-W 74 R32 SS-B 74 R32 WH-W 74 R32 BL-B	74 RRT SS-W 74 RRT SS-B 74 RRT WH-W 74 RRT BL-B	- - 74 TP WH-W 74 TP BL-B
Black Nickel 	Black Nickel	Black	78 R31 BK-B	-	-	78 TP BL-B
Pearl Oyster 	Pearl Oyster	White	7P R31 PO-W	-	-	7P TP WH-W

Toggle Switches



72 T22



Plate Finish	Insert Finish	1 gang 20AX 2 way Toggle Nominal Plate Size: 88 x 88 mm Min. Wall Box Depth: 35 mm Technical Insert Reference: T21 Product Code	2 gang 20AX 2 way Toggle Nominal Plate Size: 88 x 88 mm Min. Wall Box Depth: 35 mm Technical Insert Reference: T22 Product Code	3 gang 20AX 2 way Toggle Nominal Plate Size: 144 x 85 mm Min. Wall Box Depth: 35 mm Technical Insert Reference: T23 Product Code	4 gang 20AX 2 way Toggle Nominal Plate Size: 144 x 85 mm Min. Wall Box Depth: 35 mm Technical Insert Reference: T24 Product Code	1 gang 20AX Intermediate Toggle Nominal Plate Size: 88 x 88 mm Min. Wall Box Depth: 35 mm Technical Insert Reference: T31 Product Code	1 gang 20AX Double Pole Toggle Nominal Plate Size: 88 x 88 mm Min. Wall Box Depth: 35 mm Technical Insert Reference: TDP Product Code	1 gang 10AX Push To Make/Break Retractive Toggle Nominal Plate Size: 88 x 88 mm Min. Wall Box Depth: 35 mm Technical Insert Reference: TRT Product Code
Bright Chrome	Bright Chrome	77 T21	77 T22	77 T23	77 T24	77 T31	77 TDP	77 TRT
Satin Chrome	Satin Chrome	76 T21	76 T22	76 T23	76 T24	76 T31	76 TDP	76 TRT
Polished Brass	Polished Brass	71 T21	71 T22	71 T23	71 T24	71 T31	71 TDP	71 TRT
Satin Brass	Satin Brass	72 T21	72 T22	72 T23	72 T24	72 T31	72 TDP	72 TRT
Antique Brass	Antique Brass	79 T21	79 T22	79 T23	79 T24	79 T31	79 TDP	79 TRT
Bright Stainless	Bright Chrome	73 T21	73 T22	73 T23	73 T24	73 T31	73 TDP	73 TRT
Satin Stainless	Satin Stainless	74 T21	74 T22	74 T23	74 T24	74 T31	74 TDP	74 TRT
Black Nickel	Black Nickel	78 T21	78 T22	78 T23	78 T24	78 T31	78 TDP	78 TRT
Pearl Oyster	Pearl Oyster	7P T21	7P T22	7P T23	7P T24	7P T31	7P TDP	7P TRT

Power Sockets



78 SS1 BK-B



1 gang 13A Double Pole Switched Socket

Nominal Plate Size: 88 x 88 mm
Min. Wall Box Depth: 35 mm
Technical Insert Reference: **SS1**
Product Code



2 gang 13A Double Pole Switched Socket

Nominal Plate Size: 144 x 85 mm
Min. Wall Box Depth: 35 mm
Technical Insert Reference: **SS2**
Product Code



1 gang 2A Unswitched Socket

Nominal Plate Size: 88 x 88 mm
Min. Wall Box Depth: 35 mm
Technical Insert Reference: **US2**
Product Code



1 gang 5A Unswitched Socket

Nominal Plate Size: 88 x 88 mm
Min. Wall Box Depth: 35 mm
Technical Insert Reference: **US5**
Product Code



1 gang 13A Unswitched Socket

Nominal Plate Size: 88 x 88 mm
Min. Wall Box Depth: 35 mm
Technical Insert Reference: **US13**
Product Code












2 gang 13A Unswitched Socket

Nominal Plate Size: 144 x 85 mm
Min. Wall Box Depth: 35 mm
Technical Insert Reference: **US99**
Product Code



Shaver Dual Voltage Unswitched Socket

Nominal Plate Size: 85 x 144 mm
Min. Wall Box Depth: 47 mm
Technical Insert Reference: **SHS**
Product Code

Plate Finish	Insert Finish	Insert Surround Colour	Product Code	Product Code	Product Code	Product Code	Product Code	Product Code	Product Code
	Bright Chrome	White	77 SS1 BC-W	77 SS2 BC-W	-	-	-	-	-
	Bright Chrome	Black	77 SS1 BC-B	77 SS2 BC-B	-	-	-	-	-
	White Plastic	White	77 SS1 WH-W	77 SS2 WH-W	77 US2 W	77 US5 W	77 US13 W	77 US99 W	77 SHS W
	Black Plastic	Black	77 SS1 BL-B	77 SS2 BL-B	77 US2 B	77 US5 B	77 US13 B	77 US99 B	77 SHS B
	Satin Chrome	White	76 SS1 SC-W	76 SS2 SC-W	-	-	-	-	-
	Satin Chrome	Black	76 SS1 SC-B	76 SS2 SC-B	-	-	-	-	-
	White Plastic	White	76 SS1 WH-W	76 SS2 WH-W	76 US2 W	76 US5 W	76 US13 W	76 US99 W	76 SHS W
	Black Plastic	Black	76 SS1 BL-B	76 SS2 BL-B	76 US2 B	76 US5 B	76 US13 B	76 US99 B	76 SHS B
	Polished Brass	White	71 SS1 PB-W	71 SS2 PB-W	-	-	-	-	-
	Polished Brass	Black	71 SS1 PB-B	71 SS2 PB-B	-	-	-	-	-
	White Plastic	White	71 SS1 WH-W	71 SS2 WH-W	71 US2 W	71 US5 W	71 US13 W	71 US99 W	71 SHS W
	Black Plastic	Black	71 SS1 BL-B	71 SS2 BL-B	71 US2 B	71 US5 B	71 US13 B	71 US99 B	71 SHS B
	Satin Brass	White	72 SS1 SB-W	72 SS2 SB-W	-	-	-	-	-
	Satin Brass	Black	72 SS1 SB-B	72 SS2 SB-B	-	-	-	-	-
	White Plastic	White	72 SS1 WH-W	72 SS2 WH-W	72 US2 W	72 US5 W	72 US13 W	72 US99 W	72 SHS W
	Black Plastic	Black	72 SS1 BL-B	72 SS2 BL-B	72 US2 B	72 US5 B	72 US13 B	72 US99 B	72 SHS B
	Antique Brass	Black	79 SS1 AB-B	79 SS2 AB-B	-	-	-	-	-
	Black Plastic	Black	-	-	79 US2 B	79 US5 B	79 US13 B	79 US99 B	79 SHS B
	Bright Chrome	White	73 SS1 BC-W	73 SS2 BC-W	-	-	-	-	-
	Bright Chrome	Black	73 SS1 BC-B	73 SS2 BC-B	-	-	-	-	-
	White Plastic	White	73 SS1 WH-W	73 SS2 WH-W	73 US2 W	73 US5 W	73 US13 W	73 US99 W	73 SHS W
	Black Plastic	Black	73 SS1 BL-B	73 SS2 BL-B	73 US2 B	73 US5 B	73 US13 B	73 US99 B	73 SHS B
	Satin Stainless	White	74 SS1 SS-W	74 SS2 SS-W	-	-	-	-	-
	Satin Stainless	Black	74 SS1 SS-B	74 SS2 SS-B	-	-	-	-	-
	White Plastic	White	74 SS1 WH-W	74 SS2 WH-W	74 US2 W	74 US5 W	74 US13 W	74 US99 W	74 SHS W
	Black Plastic	Black	74 SS1 BL-B	74 SS2 BL-B	74 US2 B	74 US5 B	74 US13 B	74 US99 B	74 SHS B
	Black Nickel	Black	78 SS1 BK-B	78 SS2 BK-B	-	-	-	-	-
	Black Plastic	Black	-	-	78 US2 B	78 US5 B	-	-	78 SHS B
	Pearl Oyster	White	7P SS1 PO-W	7P SS2 PO-W	-	-	-	-	-
	White Plastic	White	-	-	7P US2 W	7P US5 W	-	-	7P SHS W

USB Power Sockets





71 USB99 B



2 gang 13A Unswitched Socket + 2 x USB Charging Points








Nominal Plate Size:
144 x 85 mm
Min. Wall Box
Depth: 35 mm
Technical Insert
Reference: **USB99**
Product Code

Plate Finish	Insert Colour	
Bright Chrome 	White Plastic Black Plastic	77 USB99 W 77 USB99 B
Satin Chrome 	White Plastic Black Plastic	76 USB99 W 76 USB99 B
Polished Brass 	White Plastic Black Plastic	71 USB99 W 71 USB99 B
Satin Brass 	White Plastic Black Plastic	72 USB99 W 72 USB99 B
Antique Brass 	Black Plastic	79 USB99 B
Bright Stainless 	White Plastic Black Plastic	73 USB99 W 73 USB99 B
Satin Stainless 	White Plastic Black Plastic	74 USB99 W 74 USB99 B
Black Nickel 	Black Plastic	78 USB99 B
Pearl Oyster 	White Plastic	7P USB99 W

Television Coaxial Sockets



79 TVFM B










Plate Finish	Insert Finish	 1 gang Non Isolated TV 1 In/1 Out Nominal Plate Size: 88 x 88 mm Min. Wall Box Depth: 25 mm Technical Insert Reference: TV Product Code	 2 gang Non Isolated TV 2 In/2 Out Nominal Plate Size: 88 x 88 mm Min. Wall Box Depth: 25 mm Technical Insert Reference: TV2 Product Code	 Isolated TV/FM Diplexer 1 In/2 Out Nominal Plate Size: 88 x 88 mm Min. Wall Box Depth: 25 mm Technical Insert Reference: TVFM Product Code	 1 gang Isolated TV 1 In/1 Out Nominal Plate Size: 88 x 88 mm Min. Wall Box Depth: 25 mm Technical Insert Reference: TVI Product Code	 2 gang Non Isolated TV + Satellite 2 In/2 Out Nominal Plate Size: 88 x 88 mm Min. Wall Box Depth: 35 mm Technical Insert Reference: TVSAT Product Code	 1 gang Non Isolated Satellite Nominal Plate Size: 88 x 88 mm Min. Wall Box Depth: 35 mm Technical Insert Reference: SATN Product Code	 1 gang Isolated Satellite Nominal Plate Size: 88 x 88 mm Min. Wall Box Depth: 35 mm Technical Insert Reference: SATI Product Code
Bright Chrome	White Black	77 TV W 77 TV B	77 TV2 W 77 TV2 B	77 TVFM W 77 TVFM B	77 TVI W 77 TVI B	77 TVSAT W 77 TVSAT B	77 SATN W 77 SATN B	77 SATI W 77 SATI B
Satin Chrome	White Black	76 TV W 76 TV B	76 TV2 W 76 TV2 B	76 TVFM W 76 TVFM B	76 TVI W 76 TVI B	76 TVSAT W 76 TVSAT B	76 SATN W 76 SATN B	76 SATI W 76 SATI B
Polished Brass	White Black	71 TV W 71 TV B	71 TV2 W 71 TV2 B	71 TVFM W 71 TVFM B	71 TVI W 71 TVI B	71 TVSAT W 71 TVSAT B	71 SATN W 71 SATN B	71 SATI W 71 SATI B
Satin Brass	White Black	72 TV W 72 TV B	72 TV2 W 72 TV2 B	72 TVFM W 72 TVFM B	72 TVI W 72 TVI B	72 TVSAT W 72 TVSAT B	72 SATN W 72 SATN B	72 SATI W 72 SATI B
Antique Brass	Black	79 TV B	79 TV2 B	79 TVFM B	79 TVI B	79 TVSAT B	79 SATN B	79 SATI B
Bright Stainless	White Black	73 TV W 73 TV B	73 TV2 W 73 TV2 B	73 TVFM W 73 TVFM B	73 TVI W 73 TVI B	73 TVSAT W 73 TVSAT B	73 SATN W 73 SATN B	73 SATI W 73 SATI B
Satin Stainless	White Black	74 TV W 74 TV B	74 TV2 W 74 TV2 B	74 TVFM W 74 TVFM B	74 TVI W 74 TVI B	74 TVSAT W 74 TVSAT B	74 SATN W 74 SATN B	74 SATI W 74 SATI B
Black Nickel	Black	78 TV B	78 TV2 B	78 TVFM B	78 TVI B	78 TVSAT B	78 SATN B	78 SATI B
Pearl Oyster	White	7P TV W	7P TV2 W	7P TVFM W	7P TVI W	7P TVSAT W	7P SATN W	7P SATI W

Digital Television Sockets - Screened Non Isolated - DAB Compatible



76 DTRID W


















Plate Finish	Insert Colour	Non Isolated TV/FM/Satellite Triplexer 1 In/3 Out Nominal Plate Size: 88 x 88 mm Min. Wall Box Depth: 35 mm Technical Insert Reference: DTRID Product Code	1 gang Non Isolated TV (Female) Nominal Plate Size: 88 x 88 mm Min. Wall Box Depth: 35 mm Technical Insert Reference: DTVF Product Code	1 gang Non Isolated TV (Male) Nominal Plate Size: 88 x 88 mm Min. Wall Box Depth: 35 mm Technical Insert Reference: DTVM Product Code	1 gang Non Isolated Satellite Nominal Plate Size: 88 x 88 mm Min. Wall Box Depth: 35 mm Technical Insert Reference: DSAT Product Code	Non Isolated TV/FM/Satellite 1/Satellite 2 Quadplexer 2 In/4 Out Nominal Plate Size: 88 x 88 mm Min. Wall Box Depth: 35 mm Technical Insert Reference: DENT Product Code	Non Isolated TV/FM/Satellite 1/Satellite 2 Quadplexer 2 In /4 Out + TVF + TCS Nominal Plate Size: 144 x 85 mm Min. Wall Box Depth: 35 mm Technical Insert Reference: DSAT+ Product Code
Bright Chrome 	White Plastic Black Plastic	77 DTRID W 77 DTRID B	77 DTVF W 77 DTVF B	77 DTVM W 77 DTVM B	77 DSAT W 77 DSAT B	77 DENT W 77 DENT B	77 DSAT+ W 77 DSAT+ B
Satin Chrome 	White Plastic Black Plastic	76 DTRID W 76 DTRID B	76 DTVF W 76 DTVF B	76 DTVM W 76 DTVM B	76 DSAT W 76 DSAT B	76 DENT W 76 DENT B	76 DSAT+ W 76 DSAT+ B
Polished Brass 	White Plastic Black Plastic	71 DTRID W 71 DTRID B	71 DTVF W 71 DTVF B	71 DTVM W 71 DTVM B	71 DSAT W 71 DSAT B	71 DENT W 71 DENT B	71 DSAT+ W 71 DSAT+ B
Satin Brass 	White Plastic Black Plastic	72 DTRID W 72 DTRID B	72 DTVF W 72 DTVF B	72 DTVM W 72 DTVM B	72 DSAT W 72 DSAT B	72 DENT W 72 DENT B	72 DSAT+ W 72 DSAT+ B
Antique Brass 	Black Plastic	79 DTRID B	79 DTVF B	79 DTVM B	79 DSAT B	79 DENT B	79 DSAT+ B
Bright Stainless 	White Plastic Black Plastic	73 DTRID W 73 DTRID B	73 DTVF W 73 DTVF B	73 DTVM W 73 DTVM B	73 DSAT W 73 DSAT B	73 DENT W 73 DENT B	73 DSAT+ W 73 DSAT+ B
Satin Stainless 	White Plastic Black Plastic	74 DTRID W 74 DTRID B	74 DTVF W 74 DTVF B	74 DTVM W 74 DTVM B	74 DSAT W 74 DSAT B	74 DENT W 74 DENT B	74 DSAT+ W 74 DSAT+ B
Black Nickel 	Black Plastic	78 DTRID B	78 DTVF B	78 DTVM B	78 DSAT B	78 DENT B	78 DSAT+ B
Pearl Oyster 	White Plastic	7P DTRID W	7P DTVF W	7P DTVM W	7P DSAT W	7P DENT W	7P DSAT+ W

Telephone and Data Outlets



72 TCM W

Plate Finish	Insert Colour	 1 gang Telephone Master Nominal Plate Size: 88 x 88 mm Min. Wall Box Depth: 25 mm Technical Insert Reference: TCM Product Code	 1 gang Telephone Slave Nominal Plate Size: 88 x 88 mm Min. Wall Box Depth: 25 mm Technical Insert Reference: TCS Product Code	 1 gang RJ12 Outlet Unshielded Nominal Plate Size: 88 x 88 mm Min. Wall Box Depth: 35 mm Technical Insert Reference: J12 Product Code	 2 gang RJ12 Outlet Unshielded Nominal Plate Size: 88 x 88 mm Min. Wall Box Depth: 35 mm Technical Insert Reference: 2J12 Product Code	 1 gang RJ45 CAT 5E Outlet Unshielded Nominal Plate Size: 88 x 88 mm Min. Wall Box Depth: 35 mm Technical Insert Reference: J45 Product Code	 2 gang RJ45 CAT 5E Outlet Unshielded Nominal Plate Size: 88 x 88 mm Min. Wall Box Depth: 35 mm Technical Insert Reference: 2J45 Product Code
Bright Chrome 	White Plastic Black Plastic	77 TCM W 77 TCM B	77 TCS W 77 TCS B	77 J12 W 77 J12 B	77 2J12 W 77 2J12 B	77 J45 W 77 J45 B	77 2J45 W 77 2J45 B
Satin Chrome 	White Plastic Black Plastic	76 TCM W 76 TCM B	76 TCS W 76 TCS B	76 J12 W 76 J12 B	76 2J12 W 76 2J12 B	76 J45 W 76 J45 B	76 2J45 W 76 2J45 B
Polished Brass 	White Plastic Black Plastic	71 TCM W 71 TCM B	71 TCS W 71 TCS B	71 J12 W 71 J12 B	71 2J12 W 71 2J12 B	71 J45 W 71 J45 B	71 2J45 W 71 2J45 B
Satin Brass 	White Plastic Black Plastic	72 TCM W 72 TCM B	72 TCS W 72 TCS B	72 J12 W 72 J12 B	72 2J12 W 72 2J12 B	72 J45 W 72 J45 B	72 2J45 W 72 2J45 B
Antique Brass 	Black Plastic	79 TCM B	79 TCS B	79 J12 B	79 2J12 B	79 J45 B	79 2J45 B
Bright Stainless 	White Plastic Black Plastic	73 TCM W 73 TCM B	73 TCS W 73 TCS B	73 J12 W 73 J12 B	73 2J12 W 73 2J12 B	73 J45 W 73 J45 B	73 2J45 W 73 2J45 B
Satin Stainless 	White Plastic Black Plastic	74 TCM W 74 TCM B	74 TCS W 74 TCS B	74 J12 W 74 J12 B	74 2J12 W 74 2J12 B	74 J45 W 74 J45 B	74 2J45 W 74 2J45 B
Black Nickel 	Black Plastic	78 TCM B	78 TCS B	78 J12 B	78 2J12 B	78 J45 B	78 2J45 B
Pearl Oyster 	White Plastic	7P TCM W	7P TCS W	7P J12 W	7P 2J12 W	7P J45 W	7P 2J45 W

Double Pole Switches



7P 45N W



Plate Finish	Insert Finish	Insert Surround Colour	1 gang 20AX Double Pole Rocker Nominal Plate Size: 88 x 88 mm Min. Wall Box Depth: 35 mm Technical Insert Reference: DP Product Code	1 gang 20AX Double Pole Rocker + Neon Nominal Plate Size: 88 x 88 mm Min. Wall Box Depth: 35 mm Technical Insert Reference: DPN Product Code	1 gang 20AX Double Pole Rocker + Neon + Cable Outlet Nominal Plate Size: 88 x 88 mm Min. Wall Box Depth: 35 mm Technical Insert Reference: DPNC Product Code	1 gang 45A Double Pole Red Rocker Nominal Plate Size: 88 x 88 mm Min. Wall Box Depth: 35 mm Technical Insert Reference: 45 Product Code	1 gang 45A Double Pole Red Rocker + Neon Nominal Plate Size: 88 x 88 mm Min. Wall Box Depth: 35 mm Technical Insert Reference: 45N Product Code	45A Double Pole Red Rocker + Neon Vertical Mounted Nominal Plate Size: 85 x 144 mm Min. Wall Box Depth: 35 mm Technical Insert Reference: 45V Product Code	45A Double Pole Red Rocker + Neon + 13A Switched Socket Nominal Plate Size: 144 x 85 mm Min. Wall Box Depth: 35 mm Technical Insert Reference: 45SS1 Product Code
Bright Chrome	Bright Chrome Bright Chrome White Plastic Black Plastic Red Plastic Red Plastic	White Black White Black White Black	77 DP BC-W 77 DP BC-B 77 DP WH-W 77 DP BL-B - -	77 DPN BC-W 77 DPN BC-B 77 DPN WH-W 77 DPN BL-B - -	77 DPNC BC-W 77 DPNC BC-B 77 DPNC WH-W 77 DPNC BL-B - -	- - - - 77 45 W 77 45 B	- - - - 77 45N W 77 45N B	- - - - 77 45V W 77 45V B	77 45SS1 BC-W 77 45SS1 BC-B 77 45SS1 WH-W 77 45SS1 BL-B - -
Satin Chrome	Satin Chrome Satin Chrome White Plastic Black Plastic Red Plastic Red Plastic	White Black White Black White Black	76 DP SC-W 76 DP SC-B 76 DP WH-W 76 DP BL-B - -	76 DPN SC-W 76 DPN SC-B 76 DPN WH-W 76 DPN BL-B - -	76 DPNC SC-W 76 DPNC SC-B 76 DPNC WH-W 76 DPNC BL-B - -	- - - - 76 45 W 76 45 B	- - - - 76 45N W 76 45N B	- - - - 76 45V W 76 45V B	76 45SS1 SC-W 76 45SS1 SC-B 76 45SS1 WH-W 76 45SS1 BL-B - -
Polished Brass	Polished Brass Polished Brass White Plastic Black Plastic Red Plastic Red Plastic	White Black White Black White Black	71 DP PB-W 71 DP PB-B 71 DP WH-W 71 DP BL-B - -	71 DPN PB-W 71 DPN PB-B 71 DPN WH-W 71 DPN BL-B - -	71 DPNC PB-W 71 DPNC PB-B 71 DPNC WH-W 71 DPNC BL-B - -	- - - - 71 45 W 71 45 B	- - - - 71 45N W 71 45N B	- - - - 71 45V W 71 45V B	71 45SS1 PB-W 71 45SS1 PB-B 71 45SS1 WH-W 71 45SS1 BL-B - -
Satin Brass	Satin Brass Satin Brass White Plastic Black Plastic Red Plastic Red Plastic	White Black White Black White Black	72 DP SB-W 72 DP SB-B 72 DP WH-W 72 DP BL-B - -	72 DPN SB-W 72 DPN SB-B 72 DPN WH-W 72 DPN BL-B - -	72 DPNC SB-W 72 DPNC SB-B 72 DPNC WH-W 72 DPNC BL-B - -	- - - - 72 45 W 72 45 B	- - - - 72 45N W 72 45N B	- - - - 72 45V W 72 45V B	72 45SS1 SB-W 72 45SS1 SB-B 72 45SS1 WH-W 72 45SS1 BL-B - -
Antique Brass	Antique Brass Red Plastic	Black Black	- -	79 DPN AB-B -	- -	- 79 45 B	- 79 45N B	- -	79 45SS1 AB-B -
Bright Stainless	Bright Chrome Bright Chrome White Plastic Black Plastic Red Plastic Red Plastic	White Black White Black White Black	73 DP BC-W 73 DP BC-B 73 DP WH-W 73 DP BL-B - -	73 DPN BC-W 73 DPN BC-B 73 DPN WH-W 73 DPN BL-B - -	73 DPNC BC-W 73 DPNC BC-B 73 DPNC WH-W 73 DPNC BL-B - -	- - - - 73 45 W 73 45 B	- - - - 73 45N W 73 45N B	- - - - 73 45V W 73 45V B	73 45SS1 BC-W 73 45SS1 BC-B 73 45SS1 WH-W 73 45SS1 BL-B - -
Satin Stainless	Satin Stainless Satin Stainless White Plastic Black Plastic Red Plastic Red Plastic	White Black White Black White Black	74 DP SS-W 74 DP SS-B 74 DP WH-W 74 DP BL-B - -	74 DPN SS-W 74 DPN SS-B 74 DPN WH-W 74 DPN BL-B - -	74 DPNC SS-W 74 DPNC SS-B 74 DPNC WH-W 74 DPNC BL-B - -	- - - - 74 45 W 74 45 B	- - - - 74 45N W 74 45N B	- - - - 74 45V W 74 45V B	74 45SS1 SS-W 74 45SS1 SS-B 74 45SS1 WH-W 74 45SS1 BL-B - -
Black Nickel	Black Nickel Red Plastic	Black Black	- -	78 DPN BK-B -	- -	- 78 45 B	- 78 45N B	- -	78 45SS1 BK-B -
Pearl Oyster	Pearl Oyster Red Plastic	White White	- -	7P DPN PO-W -	- -	- 7P 45 W	- 7P 45N W	- -	7P 45SS1 PO-W -

Connection Units



74 SPNC SS-W



1 gang 13A Double Pole Fused Spur

Nominal Plate Size: 88 x 88 mm
Minimum Wall Box Depth: 35 mm

Technical Insert Reference: **SP**
Product Code



1 gang 13A Double Pole Fused Spur + Neon

Nominal Plate Size: 88 x 88 mm
Minimum Wall Box Depth: 35 mm

Technical Insert Reference: **SPN**
Product Code



1 gang 13A Double Pole Fused Spur + Neon + Cable Outlet

Nominal Plate Size: 88 x 88 mm
Minimum Wall Box Depth: 35 mm

Technical Insert Reference: **SPNC**
Product Code



1 gang 13A Fuse Only

Nominal Plate Size: 88 x 88 mm
Minimum Wall Box Depth: 35 mm

Technical Insert Reference: **FO**
Product Code



1 gang 13A Fuse Only + Cable Outlet

Nominal Plate Size: 88 x 88 mm
Minimum Wall Box Depth: 35 mm










Technical Insert Reference: **FOC**
Product Code



1 gang Cable Outlet

Nominal Plate Size: 88 x 88 mm
Minimum Wall Box Depth: 35 mm

Technical Insert Reference: **CO**
Product Code

Plate Finish	Insert Finish	Insert Surround Colour	1 gang 13A Double Pole Fused Spur	1 gang 13A Double Pole Fused Spur + Neon	1 gang 13A Double Pole Fused Spur + Neon + Cable Outlet	1 gang 13A Fuse Only	1 gang 13A Fuse Only + Cable Outlet	1 gang Cable Outlet
	Bright Chrome	White	77 SP BC-W	77 SPN BC-W	77 SPNC BC-W	77 FO BC-W	77 FOC BC-W	-
	Bright Chrome	Black	77 SP BC-B	77 SPN BC-B	77 SPNC BC-B	77 FO BC-B	77 FOC BC-B	-
	White Plastic	White	77 SP WH-W	77 SPN WH-W	77 SPNC WH-W	77 FO WH-W	77 FOC WH-W	77 CO W
	Black Plastic	Black	77 SP BL-B	77 SPN BL-B	77 SPNC BL-B	77 FO BL-B	77 FOC BL-B	77 CO B
	Satin Chrome	White	76 SP SC-W	76 SPN SC-W	76 SPNC SC-W	76 FO SC-W	76 FOC SC-W	-
	Satin Chrome	Black	76 SP SC-B	76 SPN SC-B	76 SPNC SC-B	76 FO SC-B	76 FOC SC-B	-
	White Plastic	White	76 SP WH-W	76 SPN WH-W	76 SPNC WH-W	76 FO WH-W	76 FOC WH-W	76 CO W
	Black Plastic	Black	76 SP BL-B	76 SPN BL-B	76 SPNC BL-B	76 FO BL-B	76 FOC BL-B	76 CO B
	Polished Brass	White	71 SP PB-W	71 SPN PB-W	71 SPNC PB-W	71 FO PB-W	71 FOC PB-W	-
	Polished Brass	Black	71 SP PB-B	71 SPN PB-B	71 SPNC PB-B	71 FO PB-B	71 FOC PB-B	-
	White Plastic	White	71 SP WH-W	71 SPN WH-W	71 SPNC WH-W	71 FO WH-W	71 FOC WH-W	71 CO W
	Black Plastic	Black	71 SP BL-B	71 SPN BL-B	71 SPNC BL-B	71 FO BL-B	71 FOC BL-B	71 CO B
	Satin Brass	White	72 SP SB-W	72 SPN SB-W	72 SPNC SB-W	72 FO SB-W	72 FOC SB-W	-
	Satin Brass	Black	72 SP SB-B	72 SPN SB-B	72 SPNC SB-B	72 FO SB-B	72 FOC SB-B	-
	White Plastic	White	72 SP WH-W	72 SPN WH-W	72 SPNC WH-W	72 FO WH-W	72 FOC WH-W	72 CO W
	Black Plastic	Black	72 SP BL-B	72 SPN BL-B	72 SPNC BL-B	72 FO BL-B	72 FOC BL-B	72 CO B
	Antique Brass	Black	79 SP AB-B	79 SPN AB-B	-	79 FO AB-B	-	-
	Black Plastic	Black	-	-	-	-	-	79 CO B
	Bright Chrome	White	73 SP BC-W	73 SPN BC-W	73 SPNC BC-W	73 FO BC-W	73 FOC BC-W	-
	Bright Chrome	Black	73 SP BC-B	73 SPN BC-B	73 SPNC BC-B	73 FO BC-B	73 FOC BC-B	-
	White Plastic	White	73 SP WH-W	73 SPN WH-W	73 SPNC WH-W	73 FO WH-W	73 FOC WH-W	73 CO W
	Black Plastic	Black	73 SP BL-B	73 SPN BL-B	73 SPNC BL-B	73 FO BL-B	73 FOC BL-B	73 CO B
	Satin Stainless	White	74 SP SS-W	74 SPN SS-W	74 SPNC SS-W	74 FO SS-W	74 FOC SS-W	-
	Satin Stainless	Black	74 SP SS-B	74 SPN SS-B	74 SPNC SS-B	74 FO SS-B	74 FOC SS-B	-
	White Plastic	White	74 SP WH-W	74 SPN WH-W	74 SPNC WH-W	74 FO WH-W	74 FOC WH-W	74 CO W
	Black Plastic	Black	74 SP BL-B	74 SPN BL-B	74 SPNC BL-B	74 FO BL-B	74 FOC BL-B	74 CO B
	Black Nickel	Black	78 SP BK-B	78 SPN BK-B	-	78 FO BK-B	-	-
	Black Plastic	Black	-	-	-	-	-	78 CO B
	Pearl Oyster	White	7P SP PO-W	7P SPN PO-W	-	7P FO PO-W	-	-
	White Plastic	White	-	-	-	-	-	7P CO W



77 2X40

Leading Edge Push On/Off Resistive Dimmers

Note: Tungsten filament GU10 lamps must be branded and with a fused base.

Note: When using mains voltage halogen lamps - dimmers should be de-rated by 25%.

Note: When dimming LED lamps de-rate by 75% - please contact our Technical Department for compatibility.



1 gang 400W 2 way Dimmer

Nominal Plate Size: 88 x 88 mm
Min. Wall Box Depth: 35 mm
Technical Insert Reference: **1X40**
Product Code

2 gang 400W 2 way (Max. 300 watts per gang) Dimmer

Nominal Plate Size: 88 x 88 mm
Min. Wall Box Depth: 35 mm
Technical Insert Reference: **2X40**
Product Code

3 gang 400W 2 way Dimmer

Nominal Plate Size: 144 x 85 mm
Min. Wall Box Depth: 35 mm
Technical Insert Reference: **3X40**
Product Code

4 gang 400W 2 way (Max. 300 watts per gang) Dimmer



















Nominal Plate Size: 144 x 85 mm
Min. Wall Box Depth: 35 mm
Technical Insert Reference: **4X40**
Product Code

1 gang 600W 2 way Dimmer

Nominal Plate Size: 88 x 88 mm
Min. Wall Box Depth: 35 mm
Technical Insert Reference: **1X60**
Product Code

1 gang 1000W 2 way Dimmer

Nominal Plate Size: 144 x 85 mm
Min. Wall Box Depth: 35 mm
Technical Insert Reference: **1X1K**
Product Code

Plate Finish	Insert Finish	1 gang 400W 2 way Dimmer	2 gang 400W 2 way (Max. 300 watts per gang) Dimmer	3 gang 400W 2 way Dimmer	4 gang 400W 2 way (Max. 300 watts per gang) Dimmer	1 gang 600W 2 way Dimmer	1 gang 1000W 2 way Dimmer
Bright Chrome	Bright Chrome	77 1X40	77 2X40	77 3X40	77 4X40	77 1X60	77 1X1K
							
Satin Chrome	Satin Chrome	76 1X40	76 2X40	76 3X40	76 4X40	76 1X60	76 1X1K
							
Polished Brass	Polished Brass	71 1X40	71 2X40	71 3X40	71 4X40	71 1X60	71 1X1K
							
Satin Brass	Satin Brass	72 1X40	72 2X40	72 3X40	72 4X40	72 1X60	72 1X1K
							
Antique Brass	Antique Brass	79 1X40	79 2X40	79 3X40	79 4X40	79 1X60	79 1X1K
							
Bright Stainless	Bright Chrome	73 1X40	73 2X40	73 3X40	73 4X40	73 1X60	73 1X1K
							
Satin Stainless	Satin Stainless	74 1X40	74 2X40	74 3X40	74 4X40	74 1X60	74 1X1K
							
Black Nickel	Black Nickel	78 1X40	78 2X40	78 3X40	78 4X40	78 1X60	78 1X1K
							
Pearl Oyster	Pearl Oyster	7P 1X40	7P 2X40	7P 3X40	7P 4X40	7P 1X60	7P 1X1K
							

Leading Edge Push On/Off Inductive Dimmers

Note: When dimming LED lamps de-rate by 75% - please contact our Technical Department for compatibility.



1 gang 200VA 2 way Dimmer

Nominal Plate Size:
88 x 88 mm
Min. Wall Box
Depth: 35 mm
Technical Insert
Reference: **1X2V**
Product Code












2 gang 200VA 2 way Dimmer

Nominal Plate Size:
88 x 88 mm
Min. Wall Box
Depth: 35 mm
Technical Insert
Reference: **2X2V**
Product Code



1 gang 300VA 2 way Dimmer

Nominal Plate Size:
88 x 88 mm
Min. Wall Box
Depth: 35 mm
Technical Insert
Reference: **1X3V**
Product Code

Plate Finish	Insert Finish	1 gang 200VA 2 way Dimmer Product Code	2 gang 200VA 2 way Dimmer Product Code	1 gang 300VA 2 way Dimmer Product Code
Bright Chrome 	Bright Chrome	77 1X2V	77 2X2V	77 1X3V
Satin Chrome 	Satin Chrome	76 1X2V	76 2X2V	76 1X3V
Polished Brass 	Polished Brass	71 1X2V	71 2X2V	71 1X3V
Satin Brass 	Satin Brass	72 1X2V	72 2X2V	72 1X3V
Antique Brass 	Antique Brass	79 1X2V	79 2X2V	79 1X3V
Bright Stainless 	Bright Chrome	73 1X2V	73 2X2V	73 1X3V
Satin Stainless 	Satin Stainless	74 1X2V	74 2X2V	74 1X3V
Black Nickel 	Black Nickel	78 1X2V	78 2X2V	78 1X3V
Pearl Oyster 	Pearl Oyster	7P 1X2V	7P 2X2V	7P 1X3V



71 2XTE

Trailing Edge Push On/Off Dimmers

Note: Tungsten filament GU10 lamps must be branded and with a fused base.

Note: When using mains voltage halogen lamps - dimmers should be de-rated by 25%.

Note: When using mains voltage halogen load transformers - maximum rating is 210VA.

Note: When dimming LED lamps de-rate by 75% - please contact our Technical Department for compatibility.



1 gang 250W/210VA Trailing Edge Multi-Way Dimmer

Nominal Plate Size: 88 x 88 mm
Min. Wall Box Depth: 35 mm
Technical Insert Reference: **1XTE**
Product Code

2 gang 250W/210VA Trailing Edge Multi-Way Dimmer

Nominal Plate Size: 88 x 88 mm
Min. Wall Box Depth: 35 mm
Technical Insert Reference: **2XTE**
Product Code

3 gang 250W/210VA Trailing Edge Multi-Way Dimmer

Nominal Plate Size: 144 x 85 mm
Min. Wall Box Depth: 35 mm
Technical Insert Reference: **3XTE**
Product Code

4 gang 250W/210VA Trailing Edge Multi-Way Dimmer

Nominal Plate Size: 144 x 85 mm
Min. Wall Box Depth: 35 mm
Technical Insert Reference: **4XTE**
Product Code

Plate Finish	Insert Finish	Product Code	Product Code	Product Code	Product Code
Bright Chrome	Bright Chrome	77 1XTE	77 2XTE	77 3XTE	77 4XTE
Satin Chrome	Satin Chrome	76 1XTE	76 2XTE	76 3XTE	76 4XTE
Polished Brass	Polished Brass	71 1XTE	71 2XTE	71 3XTE	71 4XTE
Satin Brass	Satin Brass	72 1XTE	72 2XTE	72 3XTE	72 4XTE
Antique Brass	Antique Brass	79 1XTE	79 2XTE	79 3XTE	79 4XTE
Bright Stainless	Bright Chrome	73 1XTE	73 2XTE	73 3XTE	73 4XTE
Satin Stainless	Satin Stainless	74 1XTE	74 2XTE	74 3XTE	74 4XTE
Black Nickel	Black Nickel	78 1XTE	78 2XTE	78 3XTE	78 4XTE
Pearl Oyster	Pearl Oyster	7P 1XTE	7P 2XTE	7P 3XTE	7P 4XTE



76 1XTM SC-W














Trailing Edge Touch Master Multi-Way Dimmers

Note: Tungsten filament GU10 lamps must be branded and with a fused base.

Note: When using mains voltage halogen lamps - dimmers should be de-rated by 25%.

Note: When using mains voltage halogen load transformers - maximum rating is 210VA.

Note: When dimming LED lamps de-rate by 75% - please contact our Technical Department for compatibility.

Plate Finish	Insert Finish	Insert Surround Colour	 1 gang 250W/210VA Trailing Edge Multi-Way Touch Master Dimmer Nominal Plate Size: 88 x 88 mm Minimum Wall Box Depth: 35 mm Technical Insert Reference: 1XTM Product Code	 2 gang 250W/210VA Trailing Edge Multi-Way Touch Master Dimmer Nominal Plate Size: 88 x 88 mm Minimum Wall Box Depth: 35 mm Technical Insert Reference: 2XTM Product Code	 3 gang 250W/210VA Trailing Edge Multi-Way Touch Master Dimmer Nominal Plate Size: 144 X 85 mm Minimum Wall Box Depth: 35 mm Technical Insert Reference: 3XTM Product Code	 4 gang 250W/210VA Trailing Edge Multi-Way Touch Master Dimmer Nominal Plate Size: 144 X 85 mm Minimum Wall Box Depth: 35 mm Technical Insert Reference: 4XTM Product Code
Bright Chrome 	Bright Chrome Bright Chrome	White Black	77 1XTM BC-W 77 1XTM BC-B	77 2XTM BC-W 77 2XTM BC-B	77 3XTM BC-W 77 3XTM BC-B	77 4XTM BC-W 77 4XTM BC-B
Satin Chrome 	Satin Chrome Satin Chrome	White Black	76 1XTM SC-W 76 1XTM SC-B	76 2XTM SC-W 76 2XTM SC-B	76 3XTM SC-W 76 3XTM SC-B	76 4XTM SC-W 76 4XTM SC-B
Polished Brass 	Polished Brass Polished Brass	White Black	71 1XTM PB-W 71 1XTM PB-B	71 2XTM PB-W 71 2XTM PB-B	71 3XTM PB-W 71 3XTM PB-B	71 4XTM PB-W 71 4XTM PB-B
Satin Brass 	Satin Brass Satin Brass	White Black	72 1XTM SB-W 72 1XTM SB-B	72 2XTM SB-W 72 2XTM SB-B	72 3XTM SB-W 72 3XTM SB-B	72 4XTM SB-W 72 4XTM SB-B
Antique Brass 	Antique Brass	Black	79 1XTM AB-B	79 2XTM AB-B	79 3XTM AB-B	79 4XTM AB-B
Bright Stainless 	Bright Chrome Bright Chrome	White Black	73 1XTM BC-W 73 1XTM BC-B	73 2XTM BC-W 73 2XTM BC-B	73 3XTM BC-W 73 3XTM BC-B	73 4XTM BC-W 73 4XTM BC-B
Satin Stainless 	Satin Stainless Satin Stainless	White Black	74 1XTM SS-W 74 1XTM SS-B	74 2XTM SS-W 74 2XTM SS-B	74 3XTM SS-W 74 3XTM SS-B	74 4XTM SS-W 74 4XTM SS-B
Black Nickel 	Black Nickel	Black	78 1XTM BK-B	78 2XTM BK-B	78 3XTM BK-B	78 4XTM BK-B
Pearl Oyster 	Pearl Oyster	White	-	-	-	-



Touch Slave Controllers










Note: To only be used with Touch Master Dimmers.

Note: Tungsten filament GU10 lamps must be branded and with a fused base.

Note: When using mains voltage halogen lamps - dimmers should be de-rated by 25%.

Note: When using mains voltage halogen load transformers - maximum rating is 210VA.



Plate Finish	Insert Finish	Insert Surround Colour	1 gang Multi-Way Touch Slave Controller Nominal Plate Size: 88 x 88 mm Minimum Wall Box Depth: 35 mm Technical Insert Reference: 1XTS Product Code	2 gang Multi-Way Touch Slave Controller Nominal Plate Size: 88 x 88 mm Minimum Wall Box Depth: 35 mm Technical Insert Reference: 2XTS Product Code	3 gang Multi-Way Touch Slave Controller Nominal Plate Size: 144 X 85 mm Minimum Wall Box Depth: 35 mm Technical Insert Reference: 3XTS Product Code	4 gang Multi-Way Touch Slave Controller Nominal Plate Size: 144 X 85 mm Minimum Wall Box Depth: 35 mm Technical Insert Reference: 4XTS Product Code
 Bright Chrome	Bright Chrome Bright Chrome	White Black	77 1XTS BC-W 77 1XTS BC-B	77 2XTS BC-W 77 2XTS BC-B	77 3XTS BC-W 77 3XTS BC-B	77 4XTS BC-W 77 4XTS BC-B
 Satin Chrome	Satin Chrome Satin Chrome	White Black	76 1XTS SS-W 76 1XTS SS-B	76 2XTS SS-W 76 2XTS SS-B	76 3XTS SS-W 76 3XTS SS-B	76 4XTS SS-W 76 4XTS SS-B
 Polished Brass	Polished Brass Polished Brass	White Black	71 1XTS PB-W 71 1XTS PB-B	71 2XTS PB-W 71 2XTS PB-B	71 3XTS PB-W 71 3XTS PB-B	71 4XTS PB-W 71 4XTS PB-B
 Satin Brass	Satin Brass Satin Brass	White Black	72 1XTS SB-W 72 1XTS SB-B	72 2XTS SB-W 72 2XTS SB-B	72 3XTS SB-W 72 3XTS SB-B	72 4XTS SB-W 72 4XTS SB-B
 Antique Brass	Antique Brass	Black	79 1XTS AB-B	79 2XTS AB-B	79 3XTS AB-B	79 4XTS AB-B
 Bright Stainless	Bright Chrome Bright Chrome	White Black	73 1XTS BC-W 73 1XTS BC-B	73 2XTS BC-W 73 2XTS BC-B	73 3XTS BC-W 73 3XTS BC-B	73 4XTS BC-W 73 4XTS BC-B
 Satin Stainless	Satin Stainless Satin Stainless	White Black	74 1XTS SS-W 74 1XTS SS-B	74 2XTS SS-W 74 2XTS SS-B	74 3XTS SS-W 74 3XTS SS-B	74 4XTS SS-W 74 4XTS SS-B
 Black Nickel	Black Nickel	Black	78 1XTS BK-B	78 2XTS BK-B	78 3XTS BK-B	78 4XTS BK-B
 Pearl Oyster	Pearl Oyster	White	-	-	-	-

EuroFix Plates complete with Fixing Grid

Minimum Wall Box Depth is dependent on the EuroFix insert fitted - please see the EuroFix section for our complete range of inserts.



79 EURO2



1 Module EuroFix Plate

Nominal Plate Size:
88 x 88 mm
Aperture: 25 x 50 mm
Technical Insert
Reference: **EURO1**
Product Code



2 Module EuroFix Plate

Nominal Plate Size:
88 x 88 mm
Aperture: 50 x 50 mm
Technical Insert
Reference: **EURO2**
Product Code



3 Module EuroFix Plate

Nominal Plate Size:
144 x 85 mm
Aperture: 75 x 50 mm
Technical Insert
Reference: **EURO3**
Product Code



4 Module EuroFix Plate

Nominal Plate Size:
144 x 85 mm
Aperture: 100 x 50 mm
Technical Insert
Reference: **EURO4**
Product Code

Plate Finish

Bright Chrome



77 EURO1

77 EURO2

77 EURO3

77 EURO4

Satin Chrome



76 EURO1

76 EURO2

76 EURO3

76 EURO4

Polished Brass



71 EURO1

71 EURO2

71 EURO3

71 EURO4

Satin Brass



72 EURO1

72 EURO2

72 EURO3

72 EURO4

Antique Brass



79 EURO1

79 EURO2

79 EURO3

79 EURO4

Bright Stainless



73 EURO1

73 EURO2

73 EURO3

73 EURO4

Satin Stainless



74 EURO1

74 EURO2

74 EURO3

74 EURO4

Black Nickel



78 EURO1

78 EURO2

78 EURO3

78 EURO4

Pearl Oyster



7P EURO1

7P EURO2

7P EURO3

7P EURO4



73 6GP

GRID-IT Grid Fix Plates complete with Fixing Grid

Minimum Wall Box Depth is dependent on the Grid Fix insert fitted - please see the GRID-IT section for our complete range of inserts.



1 gang Aperture Grid Fix Plate

Nominal Plate Size: 88 x 88 mm
 Technical Insert Reference: **1GP**
Product Code



2 gang Aperture Grid Fix Plate

Nominal Plate Size: 88 x 88 mm
 Technical Insert Reference: **2GP**
Product Code



3 gang Aperture Grid Fix Plate

Nominal Plate Size: 144 x 85 mm
 Technical Insert Reference: **3GP**
Product Code



4 gang Aperture Grid Fix Plate

Nominal Plate Size: 144 x 85 mm
 Technical Insert Reference: **4GP**
Product Code



6 gang Aperture Grid Fix Plate

Nominal Plate Size: 146 x 146 mm
 Technical Insert Reference: **6GP**
Product Code

Plate Finish

Gloss White



Bright Chrome



Satin Chrome



Polished Brass



Satin Brass



Antique Brass



Bright Stainless



Satin Stainless



Black Nickel



Pearl Oyster



70 1GP

70 2GP

70 3GP

70 4GP

70 6GP

77 1GP

77 2GP

77 3GP

77 4GP

77 6GP

76 1GP

76 2GP

76 3GP

76 4GP

76 6GP

71 1GP

71 2GP

71 3GP

71 4GP

71 6GP

72 1GP

72 2GP

72 3GP

72 4GP

72 6GP

79 1GP

79 2GP

79 3GP

79 4GP

79 6GP

73 1GP

73 2GP

73 3GP

73 4GP

73 6GP

74 1GP

74 2GP

74 3GP

74 4GP

74 6GP

78 1GP

78 2GP

78 3GP

78 4GP

78 6GP

7P 1GP

7P 2GP

7P 3GP

7P 4GP

7P 6GP

GRID-IT Grid Fix Plates complete with Fixing Grid

Minimum Wall Box Depth is dependent on the Grid Fix insert fitted - please see the GRID-IT section for our complete range of inserts.



72 9GP



8 gang Aperture Grid Fix Plate

Nominal Plate Size: 146 x 146 mm
Technical Insert Reference: **8GP**
Product Code



9 gang Aperture Grid Fix Plate

Nominal Plate Size: 146 x 210 mm
Technical Insert Reference: **9GP**
Product Code



12 gang Aperture Grid Fix Plate

Nominal Plate Size: 146 x 210 mm
Technical Insert Reference: **12GP**
Product Code



1 gang 13A Switched Socket Aperture Grid Fix Plate (Grid supplied with Insert)

Nominal Plate Size: 88 x 88 mm
Technical Insert Reference: **SS1GP**
Product Code



2 gang 13A Switched Socket Aperture Grid Fix Plate (Grid supplied with Insert)

Nominal Plate Size: 144 x 85 mm
Technical Insert Reference: **SS2GP**
Product Code

Plate Finish

Gloss White



70 8GP

70 9GP

70 12GP

70 SS1GP

70 SS2GP

Bright Chrome



77 8GP

77 9GP

77 12GP

77 SS1GP

77 SS2GP

Satin Chrome



76 8GP

76 9GP

76 12GP

76 SS1GP

76 SS2GP

Polished Brass



71 8GP

71 9GP

71 12GP

71 SS1GP

71 SS2GP

Satin Brass



72 8GP

72 9GP

72 12GP

72 SS1GP

72 SS2GP

Antique Brass



79 8GP

79 9GP

79 12GP

79 SS1GP

79 SS2GP

Bright Stainless



73 8GP

73 9GP

73 12GP

73 SS1GP

73 SS2GP

Satin Stainless



74 8GP

74 9GP

74 12GP

74 SS1GP

74 SS2GP

Black Nickel



78 8GP

78 9GP

78 12GP

78 SS1GP

78 SS2GP

Pearl Oyster



7P 8GP

7P 9GP

7P 12GP

7P SS1GP

7P SS2GP

EuroFix Media Plates complete with 13A Unswitched Power Sockets

Minimum Wall Box Depth is dependent on the EuroFix insert fitted - please see the EuroFix section for our complete range of inserts.



73 MED1 W









Media Plate EURO4 Aperture with 2 x 13A Unswitched Sockets

Nominal Plate Size: 146 x 146 mm
Aperture: 100 x 50 mm
Technical Insert Reference: **MED1**



Media Plate EURO4 Aperture with 4 x 13A Unswitched Sockets

Nominal Plate Size: 146 x 210 mm
Aperture: 100 x 50 mm
Technical Insert Reference: **MED2**

Plate Finish	Insert Colour	Product Code	Product Code
Bright Chrome 	White Plastic Black Plastic	77 MED1 W 77 MED1 B	77 MED2 W 77 MED2 B
Satin Chrome 	White Plastic Black Plastic	76 MED1 W 76 MED1 B	76 MED2 W 76 MED2 B
Polished Brass 	White Plastic Black Plastic	71 MED1 W 71 MED1 B	71 MED2 W 71 MED2 B
Satin Brass 	White Plastic Black Plastic	72 MED1 W 72 MED1 B	72 MED2 W 72 MED2 B
Bright Stainless 	White Plastic Black Plastic	73 MED1 W 73 MED1 B	73 MED2 W 73 MED2 B
Satin Stainless 	White Plastic Black Plastic	74 MED1 W 74 MED1 B	74 MED2 W 74 MED2 B

Blank Plates












71 BPS



Single Blank Plate
Nominal Plate Size: 88 x 88 mm
Technical Insert Reference: **BPS**
Product Code



Double Blank Plate
Nominal Plate Size: 144 x 85 mm
Technical Insert Reference: **BPD**
Product Code

Plate Finish	Product Code	Product Code
Bright Chrome 	77 BPS	77 BPD
Satin Chrome 	76 BPS	76 BPD
Polished Brass 	71 BPS	71 BPD
Satin Brass 	72 BPS	72 BPD
Antique Brass 	79 BPS	79 BPD
Bright Stainless 	73 BPS	73 BPD
Satin Stainless 	74 BPS	74 BPD
Black Nickel 	78 BPS	78 BPD
Pearl Oyster 	7P BPS	7P BPD

Hamilton[®] Technical Specification

ROCKER SWITCHES/KEY SWITCHES

CATEGORY:

10AX ROCKER SWITCH

Current Rating: 10AX
Max Load: 10 Amp inductive

Technical Insert Ref: Description:

R21	1 gang 10AX 2 way Rocker
R22	2 gang 10AX 2 way Rocker
R23	3 gang 10AX 2 way Rocker
R24	4 gang 10AX 2 way Rocker
R26	6 gang 10AX 2 way Rocker
R31	1 gang 10AX Intermediate Rocker
R32	2 gang 10AX Intermediate Rocker
RRT	1 gang 10AX Push to Make Retractive Rocker
CFXRRT	1 gang 10AX PTM/PTB Retractive Rocker

GRID-IT 10AX ROCKER SWITCH MODULES

GRR2W	1 gang 10AX Retractive 2 way and Off Rocker
GR21	1 gang 10AX 2 way Rocker
GRRT	1 gang 10AX PTM/PTB Retractive Rocker

GRID-IT 20AX ROCKER SWITCH MODULES

Current Rating: 20AX
Max Load: 20 Amp inductive

GR2WO	1 gang 20AX Non-Retractive 2 way & Off Rocker
GR212	1 gang 20AX 2 way Rocker
GR312	1 gang 20AX Intermediate Rocker

20AX ROCKER SWITCH

Current Rating: 20AX
Max Load: 20 Amp inductive

Technical Insert Ref: Description:

R212	1 gang 20AX 2 way Rocker
R222	2 gang 20AX 2 way Rocker
R232	3 gang 20AX 2 way Rocker
R242	4 gang 20AX 2 way Rocker
R312	1 gang 20AX Intermediate Rocker
R322	2 gang 20AX Intermediate Rocker

20AX KEY SWITCH

K21	1 gang 20AX 2 way Key Switch
KEL	1 gang 20AX 2 way Key Switch "EMG LTG TEST"

GRID-IT 20AX KEY SWITCH MODULE

GK21	1 gang 20AX 2 way Key Switch
GKEL	1 gang 20AX 2 way Key Switch "EMG LTG TEST"

Note: For Double Pole Key Switch please see the Double Pole Switch page.

TECHNICAL SPECIFICATION:

Voltage: 220/250V AC
IP Rating: IP2XD
Switched Poles: Single
Contact Gap Minimum: 3mm
Product Class 1: Must be earthed
GRID-IT Product Class 1: Face plate must be earthed
Ambient Operating Temperature: -5 to +40 C

Location: Internal Use Only
Max Installation Altitude: 2000m

Standard Hamilton manufactured electrical accessories are designed to be mounted on BS4662:2006 flush wall boxes.

STANDARDS:

BS EN ISO Standard: BS EN 60669-1

TERMINAL CAPACITY:

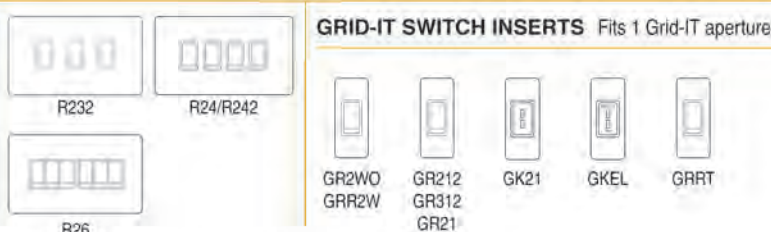
	1mm ²	1.5mm ²	2.5mm ²	4mm ² Multi-Strand	6mm ²
Terminal Capacity 10AX	5	4	1	1	1
Earth Terminal Capacity 10AX	5	4	3	1	1
Terminal Capacity 20AX	5	4	2	2	1
Earth Terminal Capacity 20AX	6	5	3	2	1

Fixing Centres: **2 WAY ROCKER** **INTERMEDIATE ROCKER** **PUSH TO MAKE ROCKER** **KEY SWITCH**

60.3mm



120.6mm



Hamilton[®] Technical Specification

TOGGLE AND BELL PUSH SWITCHES

CATEGORY:

20AX TOGGLE SWITCH

Current Rating: 20AX
Max Load: 20 Amp inductive

Technical Insert Ref: Description:

T21	1 gang 20AX 2 way Toggle
T22	2 gang 20AX 2 way Toggle
T23	3 gang 20AX 2 way Toggle
T24	4 gang 20AX 2 way Toggle
T31	1 gang 20AX Intermediate Toggle
T32	2 gang 20AX Intermediate Toggle Only available in the Bloomsbury Range
TDP	1 gang 20AX Double Pole Toggle *Switched Poles: Double

10AX RETRACTIVE TOGGLE SWITCH

Current Rating: 10AX
Max Load: 10 Amp inductive

Technical Insert Ref: Description:

TRT	1 gang 10AX Push to Make/Break Retractive Toggle
-----	-----------------------------------------------------

6AMP BELL PUSH SWITCH Only available in the Bloomsbury range

Current Rating: 6 Amp
Max Load: 6 Amp

Technical Insert Ref: Description:

BPM	1 gang 240V AC 6A Bell Push
-----	-----------------------------

TECHNICAL SPECIFICATION:

Voltage:	220/250V AC
IP Rating:	IP2XD
Switched Poles:	Single*
Contact Gap Minimum:	3mm
Product Class 1:	Must be earthed
Ambient Operating Temperature:	-5 to +40 C
Location:	Internal Use Only
Max Installation Altitude:	2000m










Standard Hamilton manufactured electrical accessories are designed to be mounted on BS4662:2006 flush wall boxes.

STANDARDS:

BS EN ISO Standard:	
Toggle Switch	BS EN 60669-1
Bell Push	BS EN 60669-1

TERMINAL CAPACITY:

	1mm ²	1.5mm ²	2.5mm ²	4mm ² Multi-Strand	6mm ²
Terminal Capacity	5	4	2	2	1
Earth Terminal Capacity	6	5	3	2	1

Fixing Centres:	2 WAY TOGGLE	INTERMEDIATE TOGGLE	DOUBLE POLE & RETRACTIVE	BELL PUSH SWITCH
60.3mm	 <p>T21 T21 T22</p>	 <p>T31 T31 T32</p>	 <p>TDP/TRT TDP</p>	 <p>BPM</p>
120.6mm	 <p>T23 T24</p>  <p>T22 T24</p>	 <p>T32</p>		
182mm	 <p>T23</p>			 <p>Bloomsbury Range</p>

Hamilton[®] Technical Specification

DOUBLE POLE ROCKER SWITCHES/KEY SWITCHES

CATEGORY:

20AX DOUBLE POLE ROCKER SWITCH

Current Rating: 20AX
Max Load: 20 Amp inductive

Technical Insert Ref: Description:

DP 1 gang 20AX Double Pole Rocker
 DPN 1 gang 20AX Double Pole Rocker + Neon
 DPNC 1 gang 20AX Double Pole Rocker + Neon
 + Cable Outlet

GRID-IT 20AX DOUBLE POLE ROCKER SWITCH MODULE

GDP 1 gang 20AX Double Pole Rocker

GRID-IT 20AX DP KEY SWITCH MODULE

GKDP 20AX Double Pole Key Switch

45 AMP DOUBLE POLE ROCKER SWITCH

Current Rating: 45 Amp
Max Load: 45 Amp

Technical Insert Ref: Description:

45 1 gang 45A Double Pole Red Rocker
 45N 1 gang 45A Double Pole Red Rocker + Neon
 45V 45A Double Pole Red Rocker + Neon,
 Vertically Mounted

45 AMP ROCKER SWITCH WITH 13AMP SOCKET

Current Rating: Switch 45 Amp/Socket 13 Amp
Max Load: Switch 45 Amp/Socket 13 Amp

Technical Insert Ref: Description:

45SS1 45A Double Pole Red Rocker +
 Neon + 13A Switched Socket

TECHNICAL SPECIFICATION:

Voltage: 220/250V AC
IP Rating: IP2XD
Switched Poles: Double
Contact Gap Minimum: 3mm
Product Class 1: Must be earthed
GRID-IT Product Class 1: Face plate must
 be earthed
Ambient Operating Temperature: -5 to +40 C
Location: Internal Use Only
Max Installation Altitude: 2000m

Standard Hamilton manufactured electrical accessories are designed to be mounted on BS4662:2006 flush wall boxes.

STANDARDS:

BS EN ISO Standard:
 20AX/45Amp Double Pole Rocker BS EN 60669-1
 Double Pole Rocker with Socket BS 4177

TERMINAL CAPACITY:

	1mm ²	1.5mm ²	2.5mm ²	4mm ² Multi-Strand	6mm ²	10mm ²	16mm ²
20AX Terminal Capacity			3	2	1		
20AX Earth Terminal Capacity	6	5	3	2	1		
45Amp Terminal Capacity					3	2	1
45Amp Earth Terminal Capacity					3	2	1
GDP/GKDP Terminal Capacity	5	4	2	1	1		
GDP/GKDP Earth Terminal Capacity	6	5	3	2	1		

Fixing Centres:

60.3mm
DPNC Cable Outlet
Size: Min 0.75mm²
 Max 2.5mm²

20AMP DP ROCKER SWITCH



45AMP DP ROCKER SWITCH



GRID-IT MODULE Fits 1 Grid-IT aperture



120.6mm



45V
 Vertically mounted

DP ROCKER WITH SOCKET



45SS1

Hamilton[®] Technical Specification

TRIPLE POLE FAN ISOLATOR

CATEGORY:

FAN ISOLATOR

Technical Insert Ref: Description:

TP 1 gang 10A Triple Pole Rocker

TECHNICAL SPECIFICATION:

Current Rating: 10 Amp
Voltage: 220/250V AC
IP Rating: IP2XD
Max Load: 10 Amp Resistive
Switched Poles: Triple
Contact Gap Minimum: 3mm
Product Class 1: Must be earthed
Ambient Operating Temperature: -5 to +40 C
Location: Internal Use Only

Max Installation Altitude: 2000m

Standard Hamilton manufactured electrical accessories are designed to be mounted on BS4662:2006 flush wall boxes.

STANDARDS:

BS EN ISO Standard: BS EN 60669-1

TERMINAL CAPACITY:

	1mm ²	1.5mm ²	2.5mm ²	4mm ² Multi-Strand	6mm ²
Terminal Capacity 10AX	5	4	1	1	1
Earth Terminal Capacity	5	4	3	1	1

Fixing Centres: **TRIPLE POLE FAN ISOLATOR**

60.3mm



TP

Hamilton[®] Technical Specification

HOTEL CARD SWITCHES

CATEGORY:

HOTEL CARD SWITCH

Current Rating: 10A (6AX)
Max Load: 10 Amp (6 Amp inductive)
Technical Insert Ref: Description:
 C11 1 gang 10A (6AX) On/Off with Blue LED Locator
 Suitable for 44mm and 54mm width key cards

EUROFIX CARD SWITCH

MOD-C11 1 gang 10A (6AX) On/Off with Blue LED Locator
 Suitable for 44mm and 54mm width key cards

KNX BUS SYSTEM HOTEL CARD SWITCH

Current Rating: N/A
Max Load: N/A
Technical Insert Ref: Description:
 CKNX 1 gang 12-24V AC/DC +/-10% On/Off with Blue LED Locator
 Suitable for 44mm and 54mm width key cards

EUROFIX KNX BUS SYSTEM CARD SWITCH

MOD-CKNX 1 gang 12-24V AC/DC +/-10% On/Off with Blue LED Locator
 Suitable for 44mm and 54mm width key cards

TECHNICAL SPECIFICATION:

Voltage: 220/250V AC
KNX Voltage: 12-24V AC/DC
IP Rating: IP2XD
Switched Poles: Single
Contact Gap Minimum: 3mm
Product Class 1: Must be earthed
Eurofix Product Class 1: Face plate must be earthed

Ambient Operating Temperature: -5 to +40 C
Location: Internal Use Only
Max Installation Altitude: 2000m

Standard Hamilton manufactured electrical accessories are designed to be mounted on BS4662:2006 flush wall boxes.

STANDARDS:

BS EN ISO Standard: BS EN 60669-2-3

TERMINAL CAPACITY:

	1mm ²	1.5mm ²	2.5mm ²	4mm ² Multi-Strand	6mm ²
Terminal Capacity	3	2	1		
Earth Terminal Capacity	5	4	3	1	1

Fixing Centres: **CARD SWITCH/KNX** **EUROFIX CARD SWITCH/KNX**

60.3mm

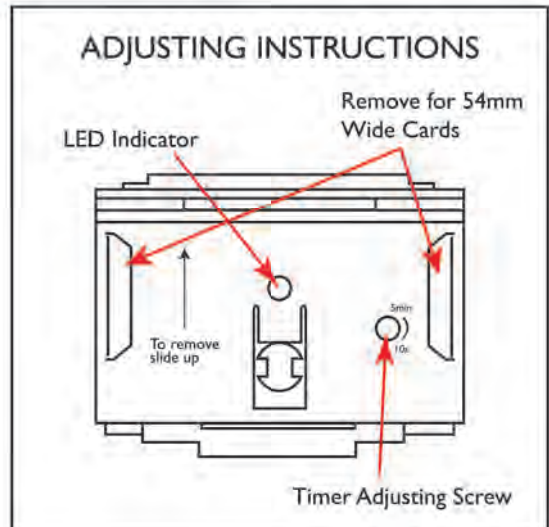


C11/CKNX

Fits into one Euro2 aperture



MOD-C11
MOD-CKNX



Hamilton[®] Technical Specification

SWITCHED SOCKETS

CATEGORY:

SWITCHED SOCKETS

Technical Insert Ref: Description:

SS1	1 gang 13A Double Pole Switched Socket
SS2	2 gang 13A Double Pole Switched Socket

GRID-IT SWITCHED SOCKETS MODULES

Technical Insert Ref: Description:

GSS1	1 gang 13A Double Pole Switched Socket
GSS2	2 gang 13A Double Pole Switched Socket

TECHNICAL SPECIFICATION:

Current Rating:	13 Amp
Voltage:	220/250V AC
IP Rating:	IP2XD
Max Load:	13 Amp
Switched Poles:	Double
Contact Gap Minimum:	3mm
Product Class 1:	Must be earthed
GRID-IT Product Class 1:	Face plate must be earthed
Ambient Operating Temperature:	-5 to +40 C
Location:	Internal Use Only

Max Installation Altitude:	2000m
Dual Earth:	Yes

Standard Hamilton manufactured electrical accessories are designed to be mounted on BS4662:2006 flush wall boxes.

STANDARDS:

BS EN ISO Standard:	BS 1363-2 Inc. amendment 1,2,3
ASTA Licence No:	1046 (SS1 and SS2 only)

TERMINAL CAPACITY:

	2.5mm ²	4mm ²	6mm ² Multi-Strand	10mm ²
Terminal Capacity	4	3	2	1
Earth Terminal Capacity	4	3	2	1

Fixing Centres:

13A SWITCHED SOCKETS

60.3mm



SS1

120.6mm



SS2

Fixing Centres:

60.3mm grid to wall box
49.2mm plate to grid

120.6mm grid to wall box
106.5mm plate to grid

GRID-IT SWITCHED SOCKETS MODULES



GSS1



GSS2

Hamilton[®] Technical Specification

UNSWITCHED SOCKETS

CATEGORY:

2A UNSWITCHED SOCKETS AND FLOOR SOCKETS

Current Rating: 2 Amp

Max Load: 2 Amp

Technical Insert Ref: Description:

US2 1 gang 2A Unswitched Socket

5A UNSWITCHED SOCKETS AND FLOOR SOCKETS

Current Rating: 5 Amp

Max Load: 5 Amp

Technical Insert Ref: Description:

US5 1 gang 5A Unswitched Socket

13A UNSWITCHED SOCKETS AND FLOOR SOCKETS

Current Rating: 13 Amp

Max Load: 13 Amp

Technical Insert Ref: Description:

US13 1 gang 13A Unswitched Socket

US99 2 gang 13A Unswitched Socket

EUROFIX 13A UK UNSWITCHED SOCKET MODULE

MOD-ENG13A 1 gang 13A UK Unswitched Socket

TECHNICAL SPECIFICATION:

Voltage: 220/250V AC
IP Rating: IP2XD
Switched Poles: None
Contact Gap Minimum: None
Product Class 1: Must be earthed
Ambient Operating Temperature: -5 to +40 C
Location: Internal Use Only
Max Installation Altitude: 2000m
Shuttered: Yes

Standard Hamilton manufactured electrical accessories are designed to be mounted on BS4662:2006 flush wall boxes.





STANDARDS:

BS EN ISO Standard:

2A and 5A Unswitched BS 546
 13A Unswitched BS 1363-2

TERMINAL CAPACITY:

	1mm ²	1.5mm ²	2.5mm ²	4mm ²	6mm ² Multi-strand	10mm ²
2A and 5A Terminal Capacity	5	4	2	1		
2A and 5A Earth Terminal Capacity	5	4	2	1		
13A Terminal Capacity			3	3	2	1
13A Earth Terminal Capacity			3	3	2	1

Fixing Centres:	2A & 5A UNSWITCHED SOCKETS	13A UNSWITCHED SOCKETS	EUROFIX 13A UNSWITCHED SOCKET MODULE
60.3mm	 <p>US2 US5</p>	 <p>US13</p>	 <p>MOD-ENG13A</p>
120.6mm		 <p>US99</p>	

Hamilton[®] Technical Specification

INTERNATIONAL UNSWITCHED SOCKETS

CATEGORY:

AMERICAN SOCKETS - NEMA 5

Current Rating: 15 Amp
Max Load: 15 Amp
Voltage: 110V AC

Technical Insert Ref: Description:

5258 1 gang 15A Unswitched American Socket
 5320 2 gang 15A Unswitched American Socket

EUROFIX AMERICAN SOCKET MODULE

MOD-USA 15A 1 gang 15A Unswitched American Socket

EUROFIX UNIVERSAL SOCKET MODULE

Current Rating: 13 Amp
Max Load: 13 Amp

MOD-UNI 13A 1 gang 13A Universal Unswitched Socket

SCHUKO SOCKETS - CE7/4 AND FLOOR SOCKET

Current Rating: 10/16 Amp
Max Load: 16 Amp
Voltage: 220/250V AC

Technical Insert Ref: Description:

6126 1 gang 16A Unswitched German Sockets
 26126 2 gang 16A Unswitched German Sockets

EUROFIX GERMAN SOCKET MODULE

MOD-GER16A 1 gang 16A Unswitched German Socket

TECHNICAL SPECIFICATION:

IP Rating: IP2XD
Switched Poles: None
Contact Gap Minimum: None
Product Class 1: Face plate must be earthed
Ambient Operating Temperature: -5 to +40 C
Location: Internal Use Only
Max Installation Altitude: 2000m

Shuttered: Yes








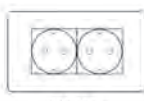
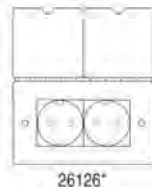
Standard Hamilton manufactured electrical accessories are designed to be mounted on BS4662:2006 flush wall boxes.

STANDARDS:

BS EN ISO Standard: BS 5733
 IEC 60884-1

TERMINAL CAPACITY:

	2.5mm ²	4mm ²	6mm ² Multi-stranded	10mm ²
13A and 16A Socket	3	3	2	1
15A Universal Socket Module	3	2	1	


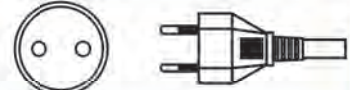
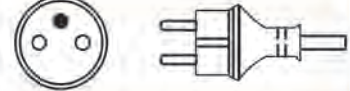
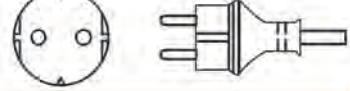

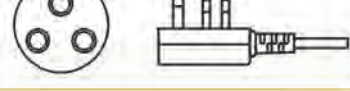






Fixing Centres:	AMERICAN SOCKETS	SCHUKO SOCKETS	SCHUKO FLOOR SOCKETS	SOCKET MODULES
60.3mm	 5258	 6126*	 6126*	 MOD-USA  MOD-UNIV*  MOD-GER16A*
120.6mm	 5320	 26126*	 26126*	*Requires 47mm deep mounting box

Information relating to usage for non-uk sockets

- It is permissible to sell and/or install non-UK BS type power sockets in the United Kingdom.
- It is the responsibility of the electrical contractor/installer to ensure that these products are installed correctly.
- The installation must be signed off by a qualified installer as a deviation to BS7671 wiring regulations.
- As these products fall outside the standards specified within the wiring regulations, additional measures must be taken to ensure safe, appropriate installation is effected.

Hamilton[®] Technical Specification

PLUGS SUITABLE FOR USE WITH MOD-UNIV13* SOCKET MODULE

Plug Type		Rating	Country	Visual
2-pin plug (Non-Earth)	Type A	2.5A, 250V	North America (United States) and in many other countries including Canada, Mexico, Guatemala, Jamaica and Venezuela	
2-pin plug (Euro)	Type C	2.5A, 250V	Most countries in continental Europe and also widely used in South Africa	
2-pin plug round	Type E	10/16A, 250V	Primarily used in France, Belgium, Poland, Slovakia, Czech Republic, Tunisia and Morocco	
2-pin plug (Non-Earth)	Type F	10/16A, 250V	Germany, Austria, the Netherlands, Sweden, Norway, Finland, Portugal, Spain and Eastern Europe	
3-pin plug BS	Type G	13A, 250V	Mainly used in the United Kingdom, Ireland, Cyprus, Malta, Malaysia, Singapore and Hong Kong	
3-pin plug round BS	Type D	5A, 250V	Used almost exclusively in India, Sri Lanka, Nepal and Nambia	
2-pin Australia plug	Type H	7.5A, 250V	Primarily used in Australia	
3-pin Australia plug	Type I	10A, 250V	Mainly used in Australia, New Zealand, Papa New Guinea and Argentina	
3-pin Australia plug	Type I	15A, 250V	Mainly used in Australia, New Zealand, Papa New Guinea and Argentina	
3-pin China plug	Type I	6/10A, 250V	China	
2-pin China plug	Type H	6/10A, 250V	China	
2-pin US plug	Type A	15A, 125V	North America (United States) and in many other countries including Canada, Mexico, Guatemala, Jamaica and Venezuela	

Hamilton[®] Technical Specification

DUAL VOLTAGE SHAVER SOCKET

CATEGORY:

SHAVER SOCKET

Technical Insert Ref: Description:

SHS Shaver Dual Voltage Unswitched Socket (Vertically Mounted)

TECHNICAL SPECIFICATION:

Current Rating: 20VA
Voltage: 220/250V AC
Max Load Output: 115/230V
Max Load Input: 200/250V
IP Rating: IP2XD
Switched Poles: None
Contact Gap Minimum: None
Product Class 1: Must be earthed
Ambient Operating Temperature: -5 to +40 C
Location: Internal Use Only

Max Installation Altitude: 2000m
Shuttered: Yes
Box Depth: 47mm

Standard Hamilton manufactured electrical accessories are designed to be mounted on BS4662:2006 flush wall boxes.

STANDARDS:

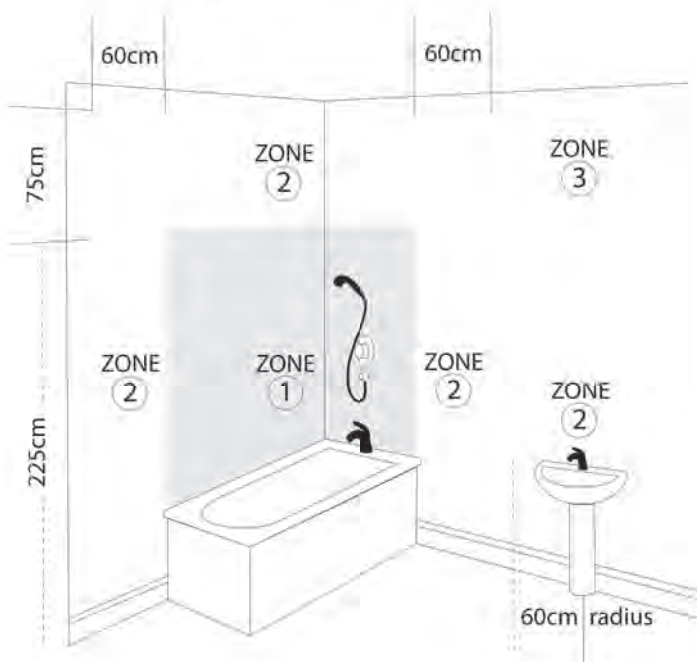
BS EN ISO Standard: BS EN 61558
 BS 4573

TERMINAL CAPACITY:

	1mm ²	1.5mm ²	2.5mm ²	4mm ² Multi-Strand	6mm ²
Terminal Capacity	5	4	3	2	1
Earth Terminal Capacity	9	6	4	2	1

Fixing Centres: SHAVER SOCKET

120.6mm
Vertically mounted



Bathroom Safety

Note: Generally, shaver sockets won't have an IP (ingress protection) rating, but if they comply with BS EN 61558 they can safely be installed in zone 2 - as long as they are away from the bath or shower unit and are unlikely to come into contact with shower spray.



Hamilton[®] Technical Specification

UNSWITCHED SOCKETS Plus EURO4 aperture

CATEGORY:

MEDIA PLATE

Technical Insert Ref: Description:

MED1	Media plate, Euro4 Apertured with 2 x 13A Unswitched Socket
MED2	Media plate, Euro4 Apertured with 4 x 13A Unswitched Socket

SPECIAL NOTE : When mains voltage and telecom/data/TV are mixed on the same plate a suitable phase barrier MUST be used in the wall box to shield the mains.

TECHNICAL SPECIFICATION:

Current Rating:	13 Amp
Voltage:	220/250V AC
Max Load Output:	13 Amp Socket
IP Rating:	IP2XD
Switched Poles:	None
Contact Gap Minimum:	None
Product Class 1:	Must be earthed
Ambient Operating Temperature:	-5 to +40 C

Location:	Internal Use Only
Max Installation Altitude:	2000m
Shuttered:	Yes

STANDARDS:

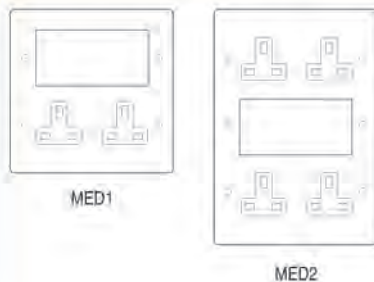
BS EN ISO Standard:	(Socket) BS 1363-2
----------------------------	--------------------

TERMINAL CAPACITY:

	2.5mm ²	4mm ²	6mm ² Multi-Strand	10mm ²
Terminal Capacity	3	3	2	1
Earth Terminal Capacity	3	3	2	1

Fixing Centres: **MEDIA PLATES** EURO4 Apertured with 13A Unswitched Socket

120.6mm



Hamilton[®] Technical Specification

CONNECTION UNITS

CATEGORY:

SWITCHED FUSED CONNECTION UNIT

Technical Insert Ref: Description:

SP	1 gang 13A Double Pole Fused Spur
SPN	1 gang 13A DP Fused Spur + Neon
SPNC	1 gang 13A DP Fused Spur + Neon + Cable Outlet

13A FUSE WITH RED NEON HALO

FN	1 gang 13A Fuse with Red Neon Halo
----	------------------------------------

GRID-IT 13A FUSE WITH NEON HALO MODULE

GFN	13A Fuse with Neon Halo
-----	-------------------------

CABLE OUTLET

Current Rating: 20 Amp
Max Load: 20 Amp
Switched Poles: None
Contact Gap Min: None

Technical Insert Ref: Description:

CO	Cable Outlet
----	--------------

GRID-IT CABLE OUTLET MODULE

GC20	Cable Outlet
------	--------------

UNSWITCHED CONNECTION UNIT

Switched Poles: None
Contact Gap Min: None

Technical Insert Ref: Description:

FO	1 gang 13A Fuse Only
FOC	1 gang 13A Fuse + Cable Outlet

TECHNICAL SPECIFICATION:

Current Rating:	13 Amp
Voltage:	220/250V AC
Max Load:	13 Amp
IP Rating:	IP2XD
Switched Poles (SP, SPN, SPNC):	Double
Contact Gap Minimum:	3mm
Product Class 1:	Must be earthed
Grid-IT Product Class 1:	Face plate must be earthed
Ambient Operating Temperature:	-5 to +40 C
Cable Outlet Size Flexible:	Min 0.75mm ² Max 2.5mm ²
Cable Outlets Fitted with Clamp:	Yes

Location:	Internal Use Only
Max Installation Altitude:	2000m

Standard Hamilton manufactured electrical accessories are designed to be mounted on BS4662:2006 flush wall boxes.

STANDARDS:

BS EN ISO Standard:

Switched Fuse/Unswitched Fuse with halo	BS 1363-4 BS 5733
Fuse with halo + fuselink	BS 5733 and BS1362
Cable outlet	BS 5733

TERMINAL CAPACITY:

	1mm ²	1.5mm ²	2.5mm ²	4mm ² Multi-Strand	6mm ²
Switched/Fuse + Halo Terminal Capacity			3	2	1
Switched/Fuse + Halo Earth Terminal Capacity	6	5	3	2	1
Cable Outlet Terminal Capacity	5	4	2	2	
Cable Outlet Earth Terminal Capacity	6	5	3	2	1
FO/FOC Terminal Capacity	5	4	3	1	1
FO/FOC Earth Terminal Capacity	6	5	3	2	1

Fixing Centres:

SWITCHED FUSE

FUSE WITH HALO

CABLE OUTLET

FUSE UNIT

60.3mm



SP

SPN

SPNC

FN

CO

FO

FOC

Fits one Grid-IT aperture



GFN



GC20

Hamilton[®] Technical Specification

TELEVISION COAXIAL AND DATA SOCKETS

CATEGORY:

TV/DATA/TELEPHONE SOCKETS AND FLOOR SOCKETS

Technical Insert Ref: Description:

TV	1 gang Non-Isolated Television 1 In/1 Out
TV2	2 gang Non-Isolated Television 2 In/2 Out
TVFM	Isolated TV/FM Diplexer 1 In/2 Out
TVI	1 gang Isolated Television 1 In/1 Out
TVSAT	2 gang Non-Isolated TV + Satellite 2 In/2 Out
SATN	1 gang Non-Isolated Satellite
SATI	1 gang Isolated Satellite
J12	1 gang RJ12 Outlet Unshielded
2J12	2 gang RJ12 Outlet Unshielded
J45	1 gang RJ45 CAT 5E Outlet Unshielded
2J45	2 gang RJ45 CAT 5E Outlet Unshielded
TCS	1 gang Telephone Slave
TCM	1 gang Telephone Master

EUROFIX TV/DATA/TELEPHONE SOCKET MODULES

Technical Insert Ref: Description:

MOD-TV	1 gang Non-Isolated TV 1 In/1 Out
MOD-TV1	1 gang Isolated TV 1 In/1 Out
MOD-TVFM	Isolated TV/FM Diplexer 1 In/2 Out
MOD-SATI	1 gang Isolated Satellite
MOD-SATN	1 gang Non-Isolated Satellite
MOD-J12	1 gang RJ12 Outlet Unshielded
MOD-J45-C5	1 gang RJ45 CAT 5E Outlet Unshielded
MOD-J45-C6	1 gang RJ45 CAT 6 Outlet Unshielded
MOD-J45-C6S	1 gang RJ45 CAT 6S Outlet Shielded
MOD-TCS	1 gang Telephone Slave
MOD-TCM	1 gang Telephone Master

MOD-CAT6A and MOD-CAT7 are available on request

TECHNICAL SPECIFICATION:

IP Rating:	IP2XD
Product Class 1:	Face plate must be earthed (ref BS7671 415.2.1)
Ambient Operating Temperature:	-5 to +40 C
Location:	Internal Use Only
Max Installation Altitude:	2000m

Note: Mains operated and extra low voltage products must not be installed in the same face plate aperture. When installing within the same back box a suitable barrier MUST be used to separate the two voltages. See BS 7671 Wiring regulations for further details.

Note for SATI only: Isolated F-type satellite outlet, where a DC signal back to the LNB unit on the satellite dish is not required.

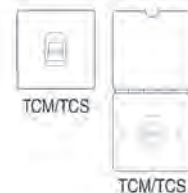
Standard Hamilton manufactured electrical accessories are designed to be mounted on BS4662:2006 flush wall boxes.

TERMINAL CAPACITY:

	1mm ²	1.5mm ²	2.5mm ²	4mm ² Multi-Strand	6mm ²
Earth Terminal Capacity	5	4	3	1	1

Fixing Centres: TELEVISION COAXIAL DATA OUTLETS TELEPHONE SOCKET

60.3mm



Fits one Euro1 aperture



Fits one Euro2 aperture



Hamilton[®] Technical Specification

DIGITAL TELEVISION SOCKETS - Screened Non-Isolated, DAB compatible

CATEGORY:

DIGITAL TV COAXIAL SOCKETS

Technical Insert Ref: Description:

DENT	Non-Isolated TV/FM/Satellite 1/Satellite 2 Quadplex 2 In/ 4 Out
DSAT+	Non-Isolated TV/FM/Satellite 1/Satellite 2 Quadplex 2 In/ 4 Out + TVF + TCS
DTRID	Non-Isolated TV/FM/Satellite Triplexer 1 In/3 Out
DSAT	1 gang Non-Isolated Satellite
DTVf	1 gang Non-Isolated TV (female)
DTVM	1 gang Non-Isolated TV (male)

EUROFIX MODULES

Technical Insert Ref: Description:

MOD-DENT	Non-Isolated TV/FM/Satellite 1/Satellite 2 Quadplex 2 In/ 4 Out
MOD-DSAT	1 gang Non-Isolated Satellite
MOD-DTRID	Non-Isolated TV/FM/Satellite Triplexer 1 In/3 Out
MOD-DTVf	1 gang Non-Isolated TV (female)
MOD-DTVM	1 gang Non-Isolated TV (male)

TECHNICAL SPECIFICATION:

IP Rating:	IP2XD
Product Class 1:	Must be earthed (ref BS7671 415.2.1)
Ambient Operating Temperature:	-5 to +40 C
Location:	Internal Use Only
Max Installation Altitude:	2000m

Standard Hamilton manufactured electrical accessories are designed to be mounted on BS4662:2006 flush wall boxes.

Note: Mains operated and extra low voltage products must not be installed in the same face plate aperture. When installing within the same back box a suitable barrier MUST be used to separate the two voltages. See BS 7671 Wiring regulations for further details.

TERMINAL CAPACITY:

	1mm ²	1.5mm ²	2.5mm ²	4mm ² Multi-Strand	6mm ²
Earth Terminal Capacity	5	4	3	1	1

FREQUENCIES:

DTVM	Frequency 1	FM DC	5-2200 MHz
DSAT	Frequency 1	SAT DC	5-2200 MHz
DTVf	Frequency 1	TV DC	5-2200 MHz
DENT/DTRID/DSAT+	Frequency 1	TV	5-68 MHz 125-860 MHz
	Frequency 2	FM	88-108 MHz
	Frequency 3	SAT DC	950-2200 MHz
DSAT+	Frequency 4	TV DC	5-2200 MHz

Fixing Centres:

DIGITAL TELEVISION SOCKETS

60.3mm			
	DENT	DTRID	
			
	DTVf	DTVM	DSAT
120.6mm			
	DSAT+		

EUROFIX DIGITAL TV SOCKET MODULES

Fits one Euro1 aperture		MOD-DSAT MOD-DTVf MOD-DTVM
Fits one Euro2 aperture		MOD-DENT MOD-DTRID

Hamilton[®] Technical Specification

EUROFIX AV/AUDIO/HDMI

CATEGORY:

EUROFIX AV/AUDIO/HDMI SOCKETS

Technical Insert Ref: Description:

MOD-HDMI	HDMI Chassis Mounted Socket Type A* (Female Mounted, Female Free)
MOD-USBAFF	USB2 Panel Mounted Socket Type A* (Female Mounted, Female Free)
MOD-USBAFM	USB2 Panel Mounted Socket Type A* (Female Mounted, Male Free)
MOD-MP3	3.5mm Stereo Socket (MP3) Screened*
MOD-DIN9	D-Range PC Socket 9 Pin*
MOD-SVGA	D-Range SVGA Socket 15 Pin*

Socket Type: 4mm Suitable for 'Banana' plugs

MOD-BAN2 2 x Gold Binding Post Socket*

EUROFIX AV/AUDIO/HDMI SOCKETS

Technical Insert Ref: Description:

Current Rating:	Mating connector dependent
Contact Resistance:	Mating connector dependent
Insulation Resistance:	>1GW
Dielectric Strength:	500V DC
Life Cycle:	5000
Cable OD:	4-9mm
Solder Compatibility:	IEC 68-2-20

MOD-RCA1	1 x Gold Phone/Audio Socket**
MOD-RCA2	2 x Gold Phone/Audio Socket**
MOD-RCA3	3 x Gold Composite Video/Audio**

Current Rating:	15 Amp
Voltage:	120VAC
Contact Resistance:	5mW Max

MOD-XLR Latching Audio Connector 3 Pin XLR Socket*


TECHNICAL SPECIFICATION:

IP Rating:	IP2XD
Ambient Operating Temperature:	-5 to +40 C* -25 to +70 C**
Location:	Internal Use Only
Max Installation Altitude:	2000m
Module Dimensions:	25 x 50mm

Note: Mains operated and extra low voltage products must not be installed in the same face plate aperture. When installing within the same back box a suitable barrier MUST be used to separate the two voltages. See BS 7671 Wiring regulations for further details.

EUROFIX AV/AUDIO/HDMI MODULES

Fits a Euro1 aperture



Hamilton[®] Technical Specification

EUROFIX USB CHARGER MODULE

CATEGORY:

EUROFIX USB CHARGER MODULE

Technical Insert Ref: Description:

MOD-USB	Eurofix USB Charger Module
MOD-USB2	Eurofix Twin USB Charger Module

TECHNICAL SPECIFICATION:

Voltage (Single):	220/240 Vac 47-53Hz	Product Class 1:	Must be earthed
Voltage (Twin):	100/240 Vac 47-63Hz	Ambient Operating Temperature:	0 to +40 C
Current Rating (at full load):	0.3A Single	Location:	Internal Use Only
	0.6A Twin	Max Installation Altitude:	2000m
Standby Current:	1.3mA Single	Module Dimensions:	25 x 50mm Single
	2.0mA Twin		50 x 50mm Twin
Max Load Output:	1.0A per socket	STANDARDS:	
Charging Output:	5Vdc ± 5%	BS EN ISO Standard:	IEC 60950-1
Output Connector:	USB Type A		IEC 61000-6-1/3
Contact Gap Minimum:	5mm		

COMPLIANCE:

EC Directive	MOD-USB	MOD-USB2
Low Voltage	2006/95/EC	2006/95/EC
ROHS	2002/95/EC	2002/95/EC
WEEE	2002/96/EC	2002/95/EC
REACH	1907/2006	1907/2006
EMC	2004/108EC	2004/108EC

TERMINAL CAPACITY

	1.0mm ²	1.5mm ²	2.5mm ²
Terminal Capacity	2	2	3

Ensure that the power is switched off or power is isolated before attempting to install or connect the charger.

EUROFIX USB CHARGER MODULE

Fits a Euro1 aperture



Fits one Euro2 aperture



Hamilton[®] Technical Specification

TWIN CHARGER/POWER SOCKET

CATEGORY:

TWIN CHARGER/POWER SOCKET

Technical Insert Ref: Description:

USB99 Twin USB Charger and 2 gang
13A Unswitched Socket

TECHNICAL SPECIFICATION:

Socket Current Rating: 13A
USB Current Rating: 0.128A
Voltage: AC 200-250V 50-60Hz
USB Max Load Output: 2.1A total for 2 outlets
USB Charging Output: 5Vdc ± 5% 2.1A Max
Output Connector: USB Type A
Contact Gap Minimum: 5mm
Product Class 1: Must be earthed
Ambient Operating Temperature: 15 to +45 C
Location: Internal Use Only

Max Installation Altitude: 2000m
Shuttered: Yes

Standard Hamilton manufactured electrical accessories are designed to be mounted on BS4662:2006 flush wall boxes.


STANDARDS:

BS EN ISO Standard: BS1363-2
BS5733
EN60950

TERMINAL CAPACITY FOR 13A UNSWITCHED SOCKET:

	2.5mm ²	4mm ²	6mm ² Multi-Strand	10mm ²
Terminal Capacity	3	3	2	1
Earth Terminal Capacity	3	3	2	1

TWIN USB/POWER SOCKET



USB99

Hamilton[®] Technical Specification

LEADING EDGE DIMMER INFORMATION

NOTES FOR DIMMERS

Note A	Tungsten filament GU10 lamps must be branded with a fuse base.
Note B	When using mains voltage halogen lamps - dimmers should be de-rated by 25%.
Note C	When using mains voltage halogen load transformers - maximum rating is 210VA.
Note D	To only be used with Touch Master Dimmers.
Note E	When dimming LED lamps de-rated by 75% - please contact our Technical Department for compatibility.

Leading Edge Resistive Dimmers - METAL PLATES

Number of dimmer switches per plate	Nominal plate size mm	Dimmer type	Max plate load W (Watts)	Lamp type				
				Tungsten Filament including halogen (Watts)		Linea Halogen (Watts)	GU10 LED (Watts)	
				Min	Max	Max	Min	Max
1	88x88	1 x 40	400	40	400	300	10	100
2	88x88	2 x 40	600	40	300	300	10	100
3	88x146	3 x 40	1200	40	400	300	10	100
4	88x146	4 x 40	1200	40	300	250	10	100
6	150x150	6 x 40	1800	40	300	250	10	100
8	150x150	8 x 40	1800	40	300	250	10	100
9	150x210	9 x 40	2250	40	250	250	10	100
12	150x210	12 x 40	2250	40	200	150	10	100
12	210x280	12 x 40	3600	40	300	200	10	100
16	210x280	16 x 40	3600	40	225	200	10	100
1	88x88	1 x 60	600	100	600	450	15	150
1	88x146	1 x 1K	1000	150	1000	750	25	250

Leading Edge Resistive Dimmers - WOOD PLATES

Number of dimmer switches per plate	Nominal plate size mm	Dimmer type	Max plate load W (Watts)	Lamp type				
				Tungsten Filament including halogen (Watts)		Linea Halogen (Watts)	GU10 LED (Watts)	
				Min	Max	Max	Min	Max
1	88x88	1 x 40	400	40	400	300	10	100
2	88x146	2 x 40	600	40	300	300	10	100
3	88x146	3 x 40	900	40	300	300	10	100
4	88x146	4 x 40	1000	40	250	200	10	100
6	150x150	6 x 40	1200	40	200	200	10	100
9	150x210	9 x 40	1800	40	200	200	10	100

Leading Edge Resistive Dimmers - PLASTIC PLATES

Number of dimmer switches per plate	Nominal plate size mm	Dimmer type	Max plate load W (Watts)	Lamp type				
				Tungsten Filament including halogen (Watts)		Linea Halogen (Watts)	GU10 LED (Watts)	
				Min	Max	Max	Min	Max
1	88x88	1 x 40	400	40	400	300	10	100
2	88x88	2 x 40	600	40	300	300	10	100
3	88x146	3 x 40	900	40	300	300	10	100
4	88x146	4 x 40	1000	40	250	250	10	100

Hamilton[®] Technical Specification

LEADING EDGE INDUCTIVE PUSH ON/OFF DIMMERS

CATEGORY:

200VA INDUCTIVE DIMMER

See Notes for Dimmers Page 390: Note E

Wattage: 200VA (low voltage) per gang
Current Rating: 0.8 Amp
Max Load: 200VA (low voltage) per gang
Min Load: 25VA

Technical Insert Ref: Description:

1X2V 1 gang 200VA 2 way
 2X2V 2 gang 200VA 2 way

GRID-IT 200VA INDUCTIVE DIMMER MODULE

See Notes for Dimmers Page 390: Note E

D2V 1 gang 200VA 2 way

300VA INDUCTIVE DIMMER

See Notes for Dimmers Page 390: Note E

Wattage: 300VA (low voltage)
Current Rating: 1.25 Amp
Max Load: 300VA (low voltage)
Min Load: 50VA

Technical Insert Ref: Description:

1X3V 1 gang 300VA 2 way

TECHNICAL SPECIFICATION:

Voltage: 220/250V AC
IP Rating: IP2XD
Switched Poles: Single
Contact Gap Minimum: None
Product Class 1: Face plate must be earthed

Ambient Operating Temperature: -5 to +40 C
Location: Internal Use Only
Max Installation Altitude: 2000m

Standard Hamilton manufactured electrical accessories are designed to be mounted on BS4662:2006 flush wall boxes.

TERMINAL CAPACITY:

	1mm ²	1.5mm ²	2.5mm ²	4mm ² Multi-Strand	6mm ²
200VA Terminal Capacity	2	2			
200VA Earth Terminal Capacity	5	4	3	1	1
300VA Terminal Capacity	2	2			
300VA Earth Terminal Capacity	5	4	3	1	1

LEADING EDGE TECHNOLOGY DIMMERS for use with low voltage toroidal transformers and some LED lamps.

Fixing Centres: **200VA INDUCTIVE DIMMER** **300VA INDUCTIVE DIMMER** **GRID-IT INDUCTIVE DIMMER MODULE**

60.3mm



1X2V



2X2V



1X3V



D2V

Note: It is recommended to contact the manufacturer of the transformer to confirm that it is dimmable and is considered to be an inductive load.

Hamilton[®] Technical Specification

LEADING EDGE PUSH ON/OFF RESISTIVE DIMMERS

CATEGORY:

400W PUSH ON/OFF RESISTIVE DIMMER

See Notes for Dimmers Page 390; Note A,B,E

Wattage: 400W
Current Rating: 1.66 Amp
Max Load: 400W Resistive per gang

Technical Insert Ref: Description:

1X40	1 gang 400W 2 Way
2X40	2 gang 400W 2 Way, max 300W per gang
3X40	3 gang 400W 2 Way
4X40	4 gang 400W 2 Way, max 300W per gang
WD2X40	2 gang 400W 2 way, max 300W per gang
W3X40	3 gang 400W 2 way, max 300W per gang
W4X40	4 gang 400W 2 way, max 250W per gang
P3X40	3 gang 400W 2 way, max 300W per gang
P4X40	4 gang 400W 2 way, max 250W per gang

GRID-IT 400W PUSH ON/OFF RESISTIVE DIMMER MODULE

See Notes for Dimmers Page 390; Note A,B,E

D40	1 gang 400W 2 way Switched Poles: not applicable* Contact Gap Minimum: 3mm**
-----	------------------------------------------------------------------------------------

600W PUSH ON/OFF RESISTIVE DIMMER

See Notes for Dimmers Page 390; Note A,B,E

Wattage: 600W
Current Rating: 2.5 Amp
Max Load: 600W Resistive per gang

Technical Insert Ref: Description:

1X60	1 gang 600W 2 Way
WD1X60	1 gang 600W 2 Way

1KW PUSH ON/OFF RESISTIVE DIMMER

See Notes for Dimmers Page 390; Note A,B,E

Wattage: 1KW
Current Rating: 4.16 Amp
Max Load: 1KW Resistive per gang

Technical Insert Ref: Description:

1X1K	1 gang 1000W 2 Way
------	--------------------

TECHNICAL SPECIFICATION:

Voltage: 220/250V AC
IP Rating: IP2XD
Switched Poles: Single*
Contact Gap Minimum: N/A**
Product Class 1: Face plate must be earthed
Ambient Operating Temperature: -5 to +40 C
Location: Internal Use Only

Max Installation Altitude: 2000m

Standard Hamilton manufactured electrical accessories are designed to be mounted on BS4662:2006 flush wall boxes.

STANDARDS:

BS EN ISO Standard:
 400W/600W Resistive Dimmer BS EN 60669-2-1

TERMINAL CAPACITY:

	1mm ²	1.5mm ²	2.5mm ²	4mm ² Multi-Strand	6mm ²
Terminal Capacity	2	2			
Earth Terminal Capacity	5	4	3	1	1

Fixing Centres:	400W PUSH ON/OFF DIMMER	600W PUSH ON/OFF DIMMER	1KW PUSH ON/OFF DIMMER	GRID-IT 400W PUSH ON/OFF DIMMER MODULE
-----------------	-------------------------	-------------------------	------------------------	----------------------------------------

60.3mm



1X40



2X40



1X60

120.6mm



3X40 / P3X40
W3X40



4X40 / P4X40
W4X40



1X1K



WD2X40
Woods range

Fits one Grid-IT aperture



D40

Hamilton[®] Technical Specification

TRAILING EDGE DIMMER INFORMATION

NOTES FOR DIMMERS

Note A	Tungsten filament GU10 lamps must be branded with a fuse base.
Note B	When using mains voltage halogen lamps - dimmers should be de-rated by 25%.
Note C	When using mains voltage halogen load transformers - maximum rating is 210VA.
Note D	To only be used with Touch Master Dimmers.
Note E	When dimming LED lamps de-rated by 75% - please contact our Technical Department for compatibility.

Trailing Edge Resistive Dimmers - METAL PLATES

Number of dimmer switches per plate	Nominal plate size mm	Dimmer type	Max plate load W (Watts)	Lamp type				
				Tungsten Filament including Halogen (Watts)		Linea Halogen (Watts)	GU10 LED (Watts)	
				Min	Max	Max	Min	Max
1	88x88	1XTE, 1XTM	250	25	250	200	7	62
2	88x88	2XTE, 2XTM	500	25	250	200	7	62
3	88x146	3XTE, 3XTM	750	25	250	200	7	62
4	88x146	4XTE, 4XTM	1000	25	250	200	7	62
6	150x150	6XTE, 6XTM	1500	25	250	200	7	62
8	150x150	8XTE, 8XTM	1800	25	225	200	7	62
9	150x210	9XTE, 9XTM	2250	25	250	200	7	62
12	150x210	12XTE, 12XTM	2250	25	200	200	7	62
12	210x280	12XTE, 12XTM	3000	25	250	200	7	62
16	210x280	16XTE, 16XTM	3600	25	225	200	7	62

Trailing Edge Resistive Dimmers - WOOD PLATES

Number of dimmer switches per plate	Nominal plate size mm	Dimmer type	Max plate load W (Watts)	Lamp type				
				Tungsten Filament including Halogen (Watts)		Linea Halogen (Watts)	GU10 LED (Watts)	
				Min	Max	Max	Min	Max
1	88x88	1XTE	250	25	250	200	7	62
2	88x88	2XTE	400	25	200	200	7	62
3	88x146	3XTE	750	25	250	150	7	62
4	88x146	4XTE	800	25	200	150	7	62
6	150x150	6XTE	1200	25	200	150	7	62
8	150x150	8XTE	1600	25	200	150	7	62
9	150x210	9XTE	1800	25	200	150	7	62
12	150x210	12XTE	2250	25	200	150	7	62

Trailing Edge Resistive Dimmers - PLASTIC PLATES

Number of dimmer switches per plate	Nominal plate size mm	Dimmer type	Max plate load W (Watts)	Lamp type				
				Tungsten Filament including Halogen (Watts)		Linea Halogen (Watts)	GU10 LED (Watts)	
				Min	Max	Max	Min	Max
1	88x88	1XTE, 1XTM	250	25	250	200	7	62
2	88x88	2XTE, 2XTM	500	25	250	200	7	62
3	88x146	3XTE, 3XTM	750	25	250	150	7	62
4	88x146	4XTE, 4XTM	1000	25	250	150	7	62

Hamilton[®] Technical Specification

TRAILING EDGE PUSH ON/OFF DIMMERS

CATEGORY:

TRAILING EDGE DIMMER

See Notes for Dimmers Page 393: Note A,B, C, E

Technical Insert Ref: Description:

1XTE	1 gang 250W/210VA Multi-Way Dimmer
2XTE	2 gang 250W/210VA Multi-Way Dimmer
3XTE	3 gang 250W/210VA Multi-Way Dimmer
4XTE	4 gang 250W/210VA Multi-Way Dimmer
W2XTE	2 gang 250W/210VA Multi-Way Dimmer max 200W per gang
W4XTE	4 gang 250W/210VA Multi-Way Dimmer max 200W per gang

GRID-IT TRAILING EDGE DIMMER MODULE

See Notes for Dimmers Page 393: Note A,B, C, E

Technical Insert Ref: Description:

DTE	1 gang 250W/210VA Multi-Way Dimmer Module
-----	----------------------------------------------

TECHNICAL SPECIFICATION:

Wattage:	250W Resistive 210VA Inductive
Current Rating:	1.1 Amp per gang
Max Load:	250W Resistive 210VA Inductive
Minimum Load:	25W/25VA
Voltage:	220/250V AC
IP Rating:	IP2XD
Switched Poles:	Single
Contact Gap Minimum:	None
Product Class 1:	Face plate must be earthed

Ambient Operating Temperature:	-5 to +40 C
Location:	Internal Use Only
Max Installation Altitude:	2000m

Standard Hamilton manufactured electrical accessories are designed to be mounted on BS4662:2006 flush wall boxes.

STANDARDS:

BS EN ISO Standard:	BS EN 60669-2-1
----------------------------	-----------------

TERMINAL CAPACITY:

	1mm ²	1.5mm ²	2.5mm ²	4mm ² Multi-Strand	6mm ²
Terminal Capacity	2	2			
Earth Terminal Capacity	5	4	3	1	1

TRAILING EDGE TECHNOLOGY DIMMERS. Are suitable for control of both resistive and inductive loads. When used for dimming low voltage electronic halogen transformers it must be noted that the dimmer controls the primary side of the transformer.

Fixing Centres:

TRAILING EDGE DIMMER

GRID-IT TRAILING EDGE DIMMER MODULES

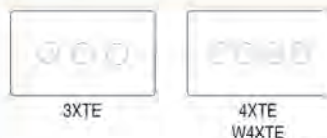
60.3mm



Fits one Grid-IT
aperture



120.6mm



Note: For multi-way switching a push to make retractive switch should be installed in the other positions. (Note: standard two way switches will not work with this product).

Hamilton[®] Technical Specification

TRAILING EDGE TOUCH DIMMERS

CATEGORY:

TRAILING EDGE TOUCH MASTER MULTI-WAY DIMMER

See Notes for Dimmers Page 393: Note A,B,C,E

Technical Insert Ref: Description:

1XTM	1 gang 250W/210VA Multi-Way Touch Master
2XTM	2 gang 250W/210VA Multi-Way Touch Master
3XTM	3 gang 250W/210VA Multi-Way Touch Master
4XTM	4 gang 250W/210VA Multi-Way Touch Master

GRID-IT TOUCH MASTER MULTI-WAY DIMMER MODULE

See Notes for Dimmers Page 393: Note A,B,C,E

DTM	1 gang 250W/210VA Multi-Way Touch Master Module
-----	-------------------------------------------------

TOUCH SLAVE CONTROLLER

See Notes for Dimmers Page 393: Note A,B,C,D

Technical Insert Ref: Description:

1XTS	1 gang Multi-Way Touch Slave
2XTS	2 gang Multi-Way Touch Slave
3XTS	3 gang Multi-Way Touch Slave
4XTS	4 gang Multi-Way Touch Slave

GRID-IT TOUCH SLAVE CONTROLLER MODULE

See Notes for Dimmers Page 393: Note A,B,C,D

DTS	1 gang Multi-Way Touch Slave Controller Module
-----	------------------------------------------------

Touch slave controllers to be used only with touch master dimmers or ceiling dimmers. (Wattage and voltage will be the same as the dimmer).

TECHNICAL SPECIFICATION:

Wattage:	250W Resistive 210VA Inductive
Current Rating:	1.1 Amps
Max Load:	250W Resistive 210VA Inductive
Minimum Load:	25W/VA
Voltage:	220/250V AC
IP Rating:	IP2XD
Product Class 1:	Face plate must be earthed

Ambient Operating Temperature:	-5 to +40 C
Location:	Internal Use Only
Max Installation Altitude:	2000m

Standard Hamilton manufactured electrical accessories are designed to be mounted on BS4662:2006 flush wall boxes.

STANDARDS:

BS EN ISO Standard:	BS EN 60669-2-1
----------------------------	-----------------

TERMINAL CAPACITY:

	1mm ²	1.5mm ²	2.5mm ²	4mm ² Multi-Strand	6mm ²
Terminal Capacity	2	2			
Earth Terminal Capacity	5	4	3	1	1

Fixing Centres:


TOUCH MASTER DIMMER

TOUCH SLAVE CONTROLLER

60.3mm



120.6mm



GRID-IT TOUCH MASTER DIMMER MODULE

GRID-IT TOUCH SLAVE CONTROLLER MODULE

Fits 1 Grid-IT aperture



Hamilton[®] Technical Specification

PUSH ON/OFF SWITCHES AND BALLAST CONTROLLER

CATEGORY:

WHITE PLASTIC PUSH ON/OFF SWITCH

Current Rating:	5 Amps
Voltage:	230/240V AC
Technical Insert Ref:	Description:
1X5A	1 gang 5A Push On/Off Switch
2X5A	2 gang 5A Push On/Off Switch
3X5A	3 gang 5A Push On/Off Switch
4X5A	4 gang 5A Push On/Off Switch

GRID-IT PUSH ON/OFF SWITCH MODULES

Current Rating:	3 Amps
Technical Insert Ref:	Description:
DIP	3A Intermediate Push On/Off Module
Current Rating:	6 Amps
DPS	6A 2 way Push On/Off Switch Module

GRID-IT HIGH FREQUENCY BALLAST CONTROL MODULE

Current Rating:	1-10V
Technical Insert Ref:	Description:
DHF	1-10V DC High Frequency Ballast Control Module (No Off)

Note: Normally used in conjunction with Hamilton 10 or 20amp rocker switch. The 1-10v module will not switch mains voltage. It is designed to control a 1-10volt signal only.

TECHNICAL SPECIFICATION:

Voltage:	220/250V AC
IP Rating:	IP2XD
Contact Gap Minimum:	3mm
Product Class 1:	Face plate must be earthed
Ambient Operating Temperature:	-5 to +40 C
Location:	Internal Use Only
Max Installation Altitude:	2000m





Standard Hamilton manufactured electrical accessories are designed to be mounted on BS4662:2006 flush wall boxes.

STANDARDS:

BS EN ISO Standard:	
Push on/off switch	BS EN 60669-1

TERMINAL CAPACITY:

	1mm ²	1.5mm ²	2.5mm ²	4mm ² Multi-Strand	6mm ²
Terminal Capacity	2	2			
Earth Terminal Capacity	5	4	3	1	1

Fixing Centres:	PUSH ON/OFF SWITCH	GRID-IT PUSH ON/OFF SWITCH MODULE	GRID-IT HIGH FREQUENCY BALLAST CONTROL MODULE
60.3mm	 <p>1X5A 2X5A</p>	 <p>DIP /DPS</p>	 <p>DHF</p>
120.6mm	 <p>3X5A 4X5A</p>	Fits 1 Grid-IT aperture	

Hamilton[®] Technical Specification

GRID-IT NEON AND NEON HALO MODULES

CATEGORY:

GRID-IT NEON HALO MODULES

Technical Insert Ref:	Description:
GN	Neon Halo Modules

GRID-IT NEON ONLY MODULES

Technical Insert Ref:	Description:
GNO	Neon Only Modules
GNH-PCR	Neon Only Module Horizontally Mounted Please Clean Room
GNH-DND	Neon Only Module Horizontally Mounted Do Not Disturb
GN-MAID	Neon Halo Module Maid
GN-BELL	Neon Halo Module Bell

TECHNICAL SPECIFICATION:

Voltage:	220/250V AC
IP Rating:	IP2XD
Product Class 1:	Face plate must be earthed
Ambient Operating Temperature:	-5 to +40 C
Location:	Internal Use Only
Max Installation Altitude:	2000m

STANDARDS:

BS EN ISO Standard:	BS 5733
----------------------------	---------

TERMINAL CAPACITY:

	1mm ²	1.5mm ²	2.5mm ²	4mm ² Multi-Strand	6mm ²
Terminal Capacity	5	4	2	2	1
Earth Terminal Capacity	6	5	3	2	1

GRID-IT NEON HALO MODULES

Fits 1 Grid-IT aperture



GN

GRID-IT NEON ONLY MODULES



GNO



GNH-PCR



GNH-DND



GN-MAID



GN-BELL

Hamilton[®] Technical Specification

LARGE PLATES DIMENSIONS

Note: Large plastic not available in Perception CFX[®], Hartland Colours CFX[®] White Plastic.

Note: You can mix 'n' match dimmers as long as you don't go over the maximum wattage for the plate.

150mm

			Tungsten Filament including halogen	
No. Items per plate	Dimmer type	Max load per plate	Min load per gang	Max load per gang
Metal Plates				
6	400	1800	40	300
8	400	1800	40	300
6	TM, TE	1500	25	250
8	TM, TE	1800	25	225
4	600	1800	100	450
2	1000	1800	150	900
Wood Plates				
6	400	1200	40	200
6	TE	1200	25	200
8	TE	1600	25	200
All Plates				
6, 8	Grid rockers, toggle, touch slave			

150mm

210mm

			Tungsten Filament including halogen	
No. Items per plate	Dimmer type	Max load per plate	Min load per gang	Max load per gang
Metal Plates				
12	400	3600	40	300
16	400	3600	40	225
12	TM, TE	3000	25	250
16	TM, TE	3600	25	225
6	600	3600	100	600
3	1000	3600	150	1000
All Plates				
24	Grid rockers, toggle, touch slave			

280mm

150mm

			Tungsten Filament including halogen	
No. Items per plate	Dimmer type	Max load per plate	Min load per gang	Max load per gang
Metal Plates				
9	400	2250	40	250
12	400	2250	40	200
9	TM, TE	2250	25	250
12	TM, TE	2250	25	200
4	600	2250	100	550
3	1000	2250	150	750
Wood Plates				
9	400	1800	40	200
9	TE	1800	25	200
12	TE	2250	25	200
All Plates				
9,12	Grid rockers, toggle, touch slave			

210mm

210mm

			Tungsten Filament including halogen	
No. Items per plate	Dimmer type	Max load per plate	Min load per gang	Max load per gang
Metal Plates				
12	400	2400	40	200
12	TM, TE	2400	25	250
4	600	2400	100	550
3	1000	2400	150	800
All Plates				
18	Grid rockers, toggle, touch slave			

210mm

See dimmer information for Linea Halogen and GU10 LED

Hamilton[®] Technical Specification

GRID-IT/EUROFIX/BLANK PLATE DIMENSIONS

GRID-IT GRID FIX PLATE DIMENSIONS

	Dimension (mm)								
	Linea-CFX			Hartland CFX	Hartland	Perception CFX	Sheer CFX	Sheer	Cheriton
	Duo	Georgian	Perlina Rondo Scala						
1GP 1 gang aperture grid fix plate	86 x 86	95 x 95	91 x 91	86 x 86	88 x 88	86 x 86	86 x 86	86 x 86	88 x 88
2GP 2 gang aperture grid fix plate	86 x 86	95 x 95	91 x 91	86 x 86	88 x 88	86 x 86	86 x 86	86 x 86	88 x 88
3GP 3 gang aperture grid fix plate	145 x 86	154 x 95	150 x 91	145 x 86	144 x 85	145 x 86	145 x 86	146 x 86	146 x 86
4GP 4 gang aperture grid fix plate	145 x 86	154 x 95	150 x 91	145 x 86	144 x 85	145 x 86	145 x 86	146 x 86	146 x 86
6GP 6 gang aperture grid fix plate					146 x 146			146 x 146	146 x 146
8GP 8 gang aperture grid fix plate					146 x 146			146 x 146	146 x 146
9GP 9 gang aperture grid fix plate					146 x 210			146 x 210	146 x 210
12GP 12 gang aperture grid fix plate					146 x 210			146 x 210	146 x 210
SS1GP 1 gang 13A switched socket aperture grid fix plate	86 x 86	95 x 95	91 x 91	86 x 86	88 x 88	86 x 86	86 x 86	86 x 86	88 x 88
SS2GP 2 gang 13A switched socket aperture grid fix plate	145 x 86	154 x 95	150 x 91	145 x 86	144 x 85	145 x 86	145 x 86	146 x 86	146 x 86

EUROFIX PLATE DIMENSIONS Plates must be earthed via the earth tag

	Dimension (mm)									
	Aperture Size	Linea-CFX			Hartland CFX	Hartland	Perception CFX	Sheer CFX	Sheer	Cheriton
		Duo	Georgian	Perlina Rondo Scala						
EURO1 1 Module Plate	25 x 50	86 x 86	95 x 95	91 x 91	86 x 86	88 x 88	86 x 86	86 x 86	86 x 86	88 x 88
EURO2 2 Module Plate	50 x 50	86 x 86	95 x 95	91 x 91	86 x 86	88 x 88	86 x 86	86 x 86	86 x 86	88 x 88
EURO3 3 Module Plate	75 x 50	145 x 86	154 x 95	150 x 91	145 x 86	144 x 85	145 x 86	145 x 86	146 x 86	146 x 86
EURO4 4 Module Plate	100 x 50	145 x 86	154 x 95	150 x 91	145 x 86	144 x 85	145 x 86	145 x 86	146 x 86	146 x 86

EUROFIX POLYCARBONATE PLATE DIMENSIONS

	Nominal Plate Size	Aperture Size	Number of Modules Held
MOD-P2M 2 Module EuroFix Plate	86 x 86mm	50 x 50mm	One 50 x 50mm Module or Two 25 x 25mm Modules or One 25 x 50mm Module and two 12.5mm blanking modules
MOD-P4M 4 Module EuroFix Plate	146 x 86mm	100 x 50mm	One 100 x 50mm Module or Two 50 x 50mm Modules or One 50 x 50mm Module and two 25 x 50mm Modules or Four 25 x 50 Modules

BLANK PLATE DIMENSIONS Plates must be earthed via the earth tag

	Dimension (mm)								
	Linea-CFX			Hartland CFX	Hartland	Perception CFX	Sheer CFX	Sheer	Cheriton
	Duo	Georgian	Perlina Rondo Scala						
BPS Single Blank Plate	86 x 86	95 x 95	91 x 91	86 x 86	88 x 88	86 x 86	86 x 86	86 x 86	88 x 88
BPD Double Blank Plate	145 x 86	154 x 95	150 x 91	145 x 86	144 x 85	145 x 86	145 x 86	146 x 86	146 x 86

Hamilton[®] Technical Specification

GRID-IT AND EUROFIX ANCILLARIES DIMENSIONS

BLANK PLATE MODULE DIMENSIONS

Technical Insert Ref:	Description	Nominal Size	Depth
MOD-HALFBLANK	EuroFix Half Blanking Plate Module	12.5 x 50mm	
MOD-BLANK	EuroFix One Blanking Plate Module	25 x 50mm	
BMOD	Grid-IT Blank Module	23.2 x 51mm	9.2mm

SPARE MODULE GRID FOR SHEER CFX AND HARTLAND CFX

Sheer CFX Grid complete with gasket	8C1G	8C2G	8C3G	8C4G
Hartland CFX Grid complete with gasket	7C1G	7C2G	7C3G	7C4G
DIMENSIONS (MM)	86 x 86mm	86 x 86mm	145 x 86mm	145 x 86mm

SPARE MODULE GRID DIMENSIONS For Sheer, Hartland and Cheriton front plates

	1G-GRID	2G-GRID	3G-GRID	4G-GRID
Spare Insert Grid (mm)	78 x 78mm	78 x 78mm	138 x 78mm	138 x 78mm

SPARE PLATE SCREWS DIMENSIONS Box Quantity: 50

Technical Insert Ref:	Description	Size
SCREW-PSGR	Dome Headed Slotted Screws for Rocker Aperture Plates to Grid	M3 x 5mm
SCREW-PSGS	Countersunk Slotted Screws for Switched Socket Plates to Grid	M3 x 5mm

SPARE BACK BOX SCREWS DIMENSIONS Box Quantity: 50

Technical Insert Ref:	Description	Size
SCREW-SG25	Countersunk Slotted Screws for fixing Grids to Back Box	M3.5 x 25mm
SCREW-SG50	Countersunk Slotted Screws for fixing Grids to Back Box	M3.5 x 50mm

SPARE MODULE GRID SCREWS DIMENSIONS Box Quantity: 50

Technical Insert Ref:	Description	Size
SCREW-MISC	Countersunk Cross-Slotted Screws for fixing Module to Grid	M2.5 x 4mm

SURFACE MOUNTED BOX SURROUNDS

SURFACE MOUNTED BOX SURROUND DIMENSIONS - FOR WOODS RANGE ONLY

Technical Insert Ref:	Description	Nominal Size	Fits over mounted box size
BFS	Surface Mounting Box Single	93 x 93 x 30mm	25mm
BFD	Surface Mounting Box Double	150 x 93 x 30mm	25mm

MISCELLANEOUS

CATEGORY:

MISCELLANEOUS ITEMS

Technical Insert Ref:	Description:	Technical Insert Ref:	Description:
G-KEY	Spare Key for Key Switch	MOD-KEYSTONE	Suitable for Keystone type insert
D-KIT	Dimmer Inlay + Knob Kit	MOD-TIDY	Cable Outlet Tidy with brushes