



A **theben** Group Company

LED Lighting Solutions



Introducing the new range of LED outdoor Floodlights from Timeguard. They give instant brightness just like halogens but use only a fraction of the power. Save time, money and energy with the next generation of lighting from Timeguard.



www.timeguard.com



Save More than Energy with Timeguard's LED Floodlights

Our range of LED Lighting products has now got wider, with the addition of the NEW Night Eye Ultra Wide Beam PIR Floodlights and the Super-Bright Floodlight ranges. More energy saving solutions from Timeguard!



Timeguard continue to set the trend in LED Energy Saving PIR Lighting offering a choice of styles and functionality for new and replacement installations.

This completely new concept in outdoor lighting design offers tremendous energy saving benefits over halogen models and are fast becoming the contractors popular choice.

Timeguard's extensive range are instantly bright like halogens and use only a fraction of the power, up to 90% energy saving costs on most models and are the most economical and convenient way to control outdoor lighting.

Our new LED Wide Beam PIR Floodlights come with traditional styling and are packed with substantial benefits and features.

Save Money · Save Energy · Save Time



LEDX20PIRB



LED88PIR



LEDMF100FL



LED200PIRB

up to 90% saving on energy!

Up to 200W* of light using max 2x8W of LED power!

Super Bright 7500 Lumens!

Our new Super-Bright Floodlights can be used as direct replacement for halogen floods at a fraction of the running costs!



NIGHT eye ULTRA PIR Wide Beam LED Floodlight Range

NIGHT eye PIR LED Floodlight Range

NIGHT eye ULTRA Super-Bright LED Floodlight Range



LEDX10PIRB LEDX10PIRWH LEDX20PIRB LEDX20PIRWH LEDX30PIRB LEDX30PIRWH LEDX10FLB LEDX20FLB LEDX30FLB LED100PIRB LED100PIRWH LED200PIRB LED200PIRWH LED100FLB LED100FLWH LED200FLB LED200FLWH LED400PIRB LED400PIRWH LED400FLB LED400FLWH LED88PIR LED88 LEDMF50FL LEDMF70FL LEDMF100FL



for full product details & specifications visit www.timeguard.com



NIGHT eye ULTRA LED Wide Beam PIR Floodlights

Traditional styling with LED Energy Saving technology incorporating our compact 'G' design PIR detector head.

This trusted specification and quality you have come to expect from Timeguard remains unchanged, giving you high powered LED lighting and detection with substantial benefits and features.



- Powerful LED Energy Saving PIR Floodlight – equivalent to 125W (10W), 180W (20W) and 250W (30W) halogen lighting with only 10% of the running costs.*
- 685 lumens of bright white light (10W), 1260 lumens of bright white light (20W), 2115 lumens of bright white light (30W)*.
- Light on times adjustment 5 seconds to 10 minutes.
- Optional mode settings:
 - Dusk to Dawn.
 - Permanent ON – when in Dusk to Dawn and maximum time setting.
 - Manual ON with pulsed supply.
 - Test mode.
- 180° PIR detector with up to 12m detection range.
- Instant light ON to full brightness.
- LUX (light level) adjustment – Day to Night (2 to 200).
- Slave output on LEDX30PIR models.
- Operating temperature -20°C to +40°C.
- IP55 weatherproof rating.
- Easy quick fit bracket installation.

*White versions have greater wattage and lumens – see individual specifications.



up to 90% saving on energy!



LEDX10PIRB

LEDX20PIRWH

LEDX30PIRB

LEDX10PIRB 10W LED Energy Saver Wide Beam PIR Floodlight – Black

Additional benefits to those featured opposite.

- Powerful 10W LED Energy Saving PIR Floodlight – equivalent to 125W halogen lighting with only 10% of the running costs.
- 685 lumens of bright white light.
- Dimensions H x W x D: 164 x 119 x 108mm.

LEDX10PIRWH White Version

- Equivalent to 135W, 750 lumens.

LEDX20PIRWH 20W LED Energy Saver Wide Beam PIR Floodlight – White

Additional benefits to those featured opposite.

- Powerful 20W LED Energy Saving PIR Floodlight – equivalent to 185W halogen lighting with only 10% of the running costs.
- 1325 lumens of bright white light.
- Dimensions: 164 x 170 x 108mm.

LEDX20PIRB Black Version

- Equivalent to 180W, 1260 lumens.

LEDX30PIRB 30W LED Energy Saver Wide Beam PIR Floodlight – Black

Additional benefits to those featured opposite.

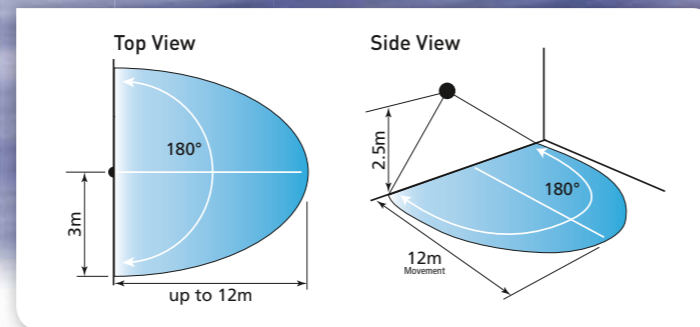
- Powerful 30W LED Energy Saving PIR Floodlight – equivalent to 250W halogen lighting with only 10% of the running costs.
- 2115 lumens of bright white light.
- Slave output – up to 10 sets of LEDX30FLB depending on load type.
- Dimensions: 185 x 240 x 108mm.

LEDX30PIRWH White Version

- Equivalent to 260W, 2310 lumens.

Floodlight versions in black only

LEDX10FLB 10W LED Energy Saver Wide Beam Floodlight
LEDX20FLB 20W LED Energy Saver Wide Beam Floodlight
LEDX30FLB 30W LED Energy Saver Wide Beam Floodlight



Floodlight and PIR Detector Vertical Adjustment
PIR Detector Horizontal Adjustment
12m Detection Range
10% Running Costs

Product Features

High output LED lighting grid and diffusion lens for Wide Angle Beam.

Optimum cooling fins prevent heat build-up for long product life.

Quick and simple adjustment of 'Time ON' and 'Dusk' controls.

Simple and quick to fit terminal block connections.



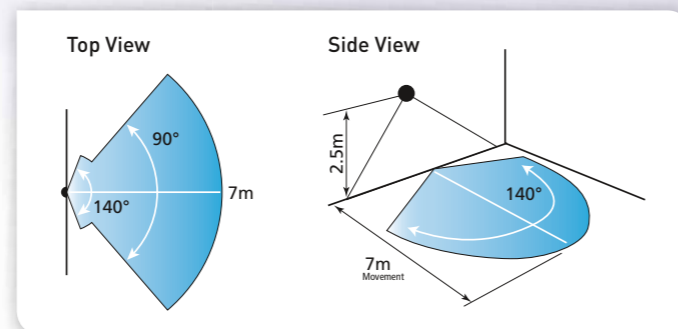
for full product details & specifications visit www.timeguard.com

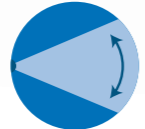


New Super Slim LED Bulkheads


Small & powerful, the new generation LED Energy Saving Bulkhead Light is instantly bright like halogen lighting but under half the size!

- Powerful 5W LED Energy Saving PIR Bulkhead Light – equivalent to 70W halogen lighting with only 10% of the running costs.
- Light on times adjustment 5 seconds to 10 minutes.
- Optional mode settings:
 - Dusk to Dawn – permanently ON when in Dusk to Dawn and maximum time setting.
 - Test mode.
- 140° PIR detector with up to 7m detection range.
- Instant light ON to full brightness.
- LUX (light level) adjustment – Day to Night (2 to 200).
- Operating temperature -20°C to +40°C.
- Ideal for both indoor and outdoor installations.
- IP55 weatherproof rating.
- Long life – up to 30,000 hours for low maintenance.
- Easy installation with Fast-fix terminal block connection.







Bulkhead Light and PIR Detector Vertical Adjustment Fixed



Bulkhead Light and PIR Detector Horizontal Adjustment Fixed



7m Detection Range



10% Running Costs



LED88PIR



LED88PIR



LED88

LED88PIR 5W LED Energy Saver PIR Bulkhead Light

- Powerful 5W LED Energy Saving PIR Bulkhead Light – equivalent to 70W (310 lumens) incandescent lighting with only 10% of the running costs.
- Prismatic lens diffuser.
- Light on times adjustment 5 seconds to 10 minutes.
- Optional mode settings – Dusk to Dawn and Test mode.
- 140° PIR detector with up to 7m detection range.
- LUX (light level) adjustment – Day to Night (2 to 200 LUX – permanently ON when at max.).
- Operating temperature -20°C to +40°C.
- Ideal for both indoor and outdoor installations.
- IP55 weatherproof rating.
- Dimensions: 205 x 108 x 73mm.



LED88 5W LED Energy Saver Bulkhead Light

- Powerful 5W LED Energy Saving Bulkhead Light – equivalent to 70W (310 lumens) incandescent lighting with only 10% of the running costs.
- IP55 weatherproof rating.
- Easy installation.
- Dimensions: 205 x 108 x 64mm.



Product Features



Compact and robust design with prismatic lens diffuser.



Quick and simple adjustment of 'Light ON' and 'Dusk' controls.



Sensitive PIR with optional Dusk to Dawn photocell mode.



Simple and convenient connection for easy wiring with Fast-fix terminal block.

NIGHT eye Energy Saving LED Lighting

LED PIR Floodlights are instantly bright like halogens but under half the size and saving 90% of the running costs.

- Powerful LED PIR Floodlight – twin versions equivalent to 200W of halogen lighting with only 10% of the running costs.
- Single versions equivalent to 100W of halogen light.
- Pan and tilt light aiming adjustment.
- Light ON times adjustment 5 seconds to 10 minutes.
- Optional mode settings – Dusk to Dawn and Test mode.
- 140° PIR detector (pan only) within adjustable 180° range and 10m detection range.
- LUX (light level) adjustment – Day to Night (2 to 200 LUX – permanently ON when at max.).
- Operating temperature -20°C to +40°C.
- Ideal for both indoor and outdoor installations.
- IP44 weatherproof rating.
- Exit ON feature.
- Easy installation with Fast-fix terminal block connection.



LED200PIRB

LED200FLWH

LED100PIRB

LED100FLWH

LED200PIRB Twin 8W LED Energy Saver PIR Floodlight – Black

- Powerful 2x 8W LED Energy Saving PIR Floodlight – equivalent to 200W halogen lighting with only 10% of the running costs.
- Pan and tilt light aiming adjustment.
- Light ON times adjustment 5 seconds to 10 minutes.
- 140° PIR detector (pan only) within adjustable 180° range and 10m detection range.
- LUX (light level) adjustment – Day to Night (2 to 200 LUX – permanently ON when at max.).
- IP44 weatherproof rating.
- Dimensions: 185 x 165 x 65mm.

LED200PIRWH White Version

LED200FLWH Twin 8W LED Energy Saver Floodlight – White

- Powerful 2x 8W LED Energy Saving Floodlight – equivalent to 200W halogen lighting with only 10% of the running costs.
- Pan and tilt light aiming adjustment.
- IP44 weatherproof rating.
- Dimensions: 165 x 165 x 50mm.

LED200FLB Black Version

LED100PIRB 8W LED Energy Saver PIR Floodlight – Black

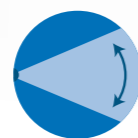
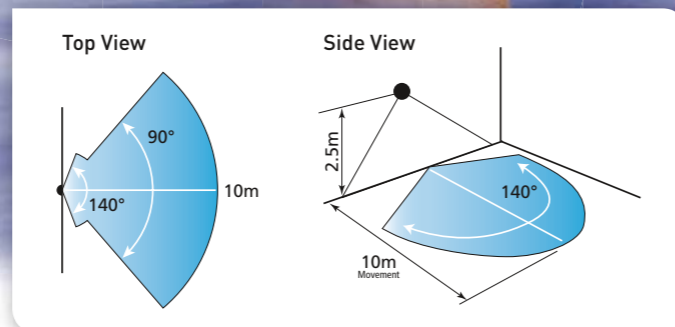
- Powerful 8W LED Energy Saving PIR Floodlight – equivalent to 100W halogen lighting with only 10% of the running costs.
- Pan and tilt light aiming adjustment.
- Light ON times adjustment 5 seconds to 10 minutes.
- 140° PIR detector (pan only) within adjustable 180° range and 10m detection range.
- LUX (light level) adjustment – Day to Night (2 to 200 LUX – permanently ON when at max.).
- IP44 weatherproof rating.
- Dimensions: 185 x 80 x 65mm.

LED100PIRWH White Version

LED100FLWH 8W LED Energy Saver Floodlight – White

- Powerful 8W LED Energy Saving Floodlight – equivalent to 100W halogen lighting with only 10% of the running costs.
- Pan and tilt light aiming adjustment.
- IP44 weatherproof rating.
- Dimensions: 165 x 80 x 50mm.

LED100FLB Black Version



Floodlight Vertical Adjustment



Floodlight and PIR Detector Horizontal Adjustment



12m Detection Range



10% Running Costs


Product Features



Quick and simple adjustment of 'Time ON' and 'Dusk' controls.



Independent pan and tilt light aiming adjustment for maximum illumination.



Stylish heat air cooling fins for extended usage without unit overheating.



Simple and convenient connection for easy wiring with Fast-fix terminal block.

NIGHT eye Instantly Bright LED Lighting

Instantly bright like halogens, the 32W LED400 range is equivalent to 2000 lumens (approx. 230W halogen) with only 14% of the running costs. A powerful and energy saving alternative to halogen lighting with multiple features and benefits.

- Powerful 32W (4x 8W) LED Energy Saving PIR Floodlight equivalent to 2000 lumens (approx. 230W halogen) with only 14% of the running costs.
- 90° pan left and 90° pan right light aiming adjustment and 55° tilt adjustment.
- Light ON times adjustment 5 seconds to 10 minutes.
- Optional mode settings – Dusk to Dawn Photocell mode and Test mode.
- 180° PIR detection angle within adjustable 360° range and up to 12m detection range.
- LUX (light level) adjustment – Day to Night (2 to 200 LUX – Dusk to Dawn ON when at max.).
- LED400PIR versions can switch up to 5 slave Timeguard 32W LED Floodlights.
- IP55 weatherproof rating.
- Exit ON feature.
- Easy installation with Fast-fix terminal block connection.

86% saving on energy!

Super Bright 2000 Lumens!

3 Year GUARANTEE



LED400PIRB



LED400PIRWH



LED400PIRB

LED400PIRWH 32W LED Energy Saver PIR Floodlight (4x 8W LED Modules) – White

- Powerful 32W (4x 8W) LED Energy Saving PIR Floodlight equivalent to 2000 lumens (approx. 230W halogen) with only 14% of the running costs.
- 90° pan left and 90° pan right light aiming adjustment and 55° tilt adjustment.
- Light ON times adjustment 5 seconds to 10 minutes.
- Optional mode settings – Dusk to Dawn Photocell mode and Test mode.
- 180° PIR detection angle within adjustable 360° range and up to 12m detection range.
- LUX (light level) adjustment – Day to Night (2 to 200 LUX – Dusk to Dawn ON when at max.).
- Can link with up to 5 slave 32W LED Floodlight codes LED400FLWH and LED400FLB for matching installations.
- Exit ON feature.
- IP55 weatherproof rating.
- Dimensions: 286 x 177 x 80mm.

LED400PIRB Black Version

LED400FLB 32W LED Energy Saver Floodlight (4x 8W LED Modules) – Black

- Powerful 32W (4x 8W) LED Energy Saving Floodlight equivalent to 2000 lumens (approx. 230W halogen).
- 90° pan left and 90° pan right light aiming adjustment and 55° tilt adjustment.
- Instantly bright like halogen with less running costs.
- Ideal for both indoor and outdoor installations.
- IP55 weatherproof rating.
- Easy installation with Fast-fix terminal block connection.
- Dimensions: 270 x 177 x 80mm.

LED400FLWH White Version



LED400FLB

LED400FLWH

Product Features



Quick and simple adjustment of 'Time ON' and 'Dusk' controls.



Independent pan and tilt light aiming adjustment for maximum illumination.




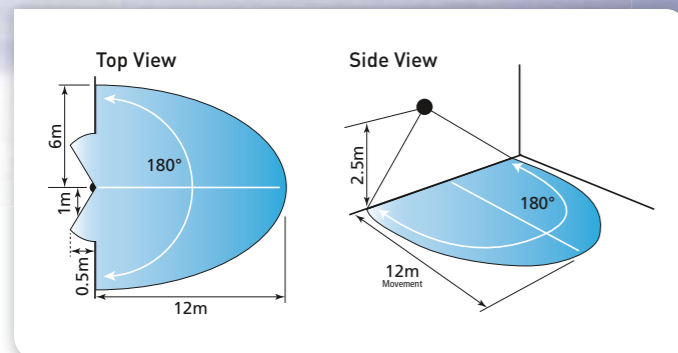
Stylish heat air cooling fins for extended usage without unit overheating.



Simple and convenient connection for easy wiring with Fast-fix terminal block.

FAST FIX
Pin Connection


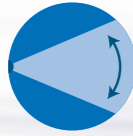

JUST CLIPS ON!



NIGHT eye ULTRA Super Bright LED Floodlights

Timeguard turn the spotlight on the new super bright LEDMF range. Powerful LED lighting equivalent to 490W halogen but using 15% of the running costs!

- Powerful LED Energy Saving Floodlight – equivalent to 345W (50W) 395W (70W) and 490W (100W) halogen lighting with up to 15% of the running costs.
- 3900 lumens (50W), 5000 lumens (70W) and 7500 lumens (100W) of neutral white light.
- Wide beam angle – 120°
- LED neutral white 4000 – 4500K.
- Wall or floor mounting.
- IP65 weatherproof rating.
- Easy installation terminal block connections.

ENERGY SAVING FROM TIMEGUARD

Vertical Range Adjustment

15% Running Costs



ENERGY SAVING • ENERGY SAVING • ENERGY SAVING
Super Bright 7500 Lumens!
 ENERGY SAVING • ENERGY SAVING • ENERGY SAVING



LEDMF50FL 50W LED Energy Saver Floodlight – Black

Additional benefits to those featured opposite.

- Powerful 50W LED Energy Saving Floodlight – equivalent to 3900 lumens (approx. 345W halogen) with only 15% of the running costs.
- Dimensions: 235 x 285 x 145mm.



LEDMF70FL 70W LED Energy Saver Floodlight – Black

Additional benefits to those featured opposite.

- Powerful 70W LED Energy Saving Floodlight – equivalent to 5000 lumens (approx. 395W halogen) with only 15% of the running costs.
- Dimensions: 360 x 285 x 110mm.



LEDMF100FL 100W LED Energy Saver Floodlight – Black

Additional benefits to those featured opposite.

- Powerful 100W LED Energy Saving Floodlight – equivalent to 7500 lumens (approx. 490W halogen) with only 15% of the running costs.
- Dimensions: 403 x 330 x 114mm.

Powerful, effective and economical outdoor LED Floodlights.

Instant illumination with substantial energy saving cost for use in a variety of outdoor locations. Ideal for enhancing the security and appearance of commercial buildings, gardens, driveways, outdoor parking areas etc. making them the right choice for environmentally responsible lighting. Ideal replacements for halogen, HID and other floodlights with the benefit of super brightness but at a fraction of the running costs.



Product Features



High output LED lighting grid and diffusion lens.



Cooling fins prevent heat build-up for long product life.



Supplementary cooling ducts for the LEDMF100FL.



Easy quick fit bracket installation for wall or floor mounting.



Control for LEDs

PIR controllers in a variety of styles, detection patterns and mountings, ideal for energy saving applications where light control can make all the difference.

SLW2000G 2300W PIR Light Controller – White

- Powerful PIR controller for new and existing installations.
- Total PIR switching: 2300W incandescent/halogen, 500W fluorescent/low energy plus 80W LED.
- 12m detection range with 180° area of detection.
- Pan and tilt feature.
- Light ON times adjustable from 5 seconds to 5 minutes.
- Adjustable light level control.
- Manual ON/OFF switching override.
- IP55 weatherproof rating.
- Simple and quick to fit terminal block connectors.
- Dimensions: 89 x 67 x 145mm.

SLB2000G Black Version



Ideal for LEDs up to 80W



SLW2000G

NIGHT eye



NIGHT eye Plus

MLB3000

Ideal for LEDs up to 80W

MLB3000 3000W PIR Light Controller – Black

- 12m detection range with 200° area of detection.
- Total PIR switching: 3000W halogen/incandescent, 500W fluorescent/low energy plus 80W LED.
- Light ON times adjustable from 5 seconds to 18 minutes.
- Scrolling LED 'System Live' status acts as advance deterrent.
- Adjustable light level control.
- Manual ON/OFF override.
- Optional holiday mode between 1 and 8 hours.
- Direct mount bracketless fixing – Contractor quick fit aid supplied.
- IP55 weatherproof rating.
- Dimensions: 135 x 70 x 125mm.

MLW3000 White Version



NIGHT eye Plus

MTLW3000

Ideal for LEDs up to 80W

MTLW3000 3000W PIR Light Controller

- 200° PIR Light controller switches ON connected lighting when movement is detected. 12m range with a total PIR switching of 3000W incandescent/halogen or 600W fluorescent/low energy lighting plus 80W LED.
- 12m detection range with 200° area of detection.
- Total PIR switching: 3000W halogen/incandescent, 600W fluorescent/low energy plus 80W LED.
- Adjustable light level control.
- IP55 weatherproof rating.
- Adjustable light ON time 5 seconds to 18 minutes.
- Manual ON/OFF override.
- Hinged back box for ease of wiring.
- Dimensions: 73 x 87 x 121mm.



NIGHT eye

MLSA360N

Ideal for LEDs up to 80W

MLSA360N 360° PIR Light Controller

Enhanced PIR light controller with 360° detection area, 12m range plus three mounting options for complete control of new and existing installations.

- Up to 12m detection range at 3m mounting height.
- Total PIR switching 2000W incandescent/halogen, 600W fluorescent, 110W compact fluorescent and electronic ballast lighting plus 80W LED.
- Adjustable PIR detector with pan and tilt sensor aiming adjustment.
- Enhanced 360° detection zone for optimum coverage.
- Multiple mounting options – surface, ceiling and corner mounting.
- Immediate illumination of lights on exit and approach.
- Light ON time adjustment 5 seconds to 12 minutes.
- LUX (light level) adjustment – Day to Night (5 to 1000 LUX – permanently ON when at max.).
- IP45 weatherproof rating.
- Optional mode settings – Manual, Dusk to Dawn and Test mode.
- Corner mount bracket supplied in pack.
- Easy installation with Fast-fix terminal block connection.
- Dimensions: 95 x 80 x 125mm.



All Night Eye Products carry a 3 year guarantee.



All Night Eye Plus Products carry a 5 year guarantee.

Product Features



SLB2000G/SLW2000G
Quick and simple adjustment of 'Time ON' and 'Light Level (LUX)' settings.



MLB3000/MLW3000
Scrolling LED 'System Live' status indicator.



MLSA360N
Multiple mounting options – surface, ceiling or corner mounting for versatility.



Simple and quick to fit terminal block connectors.



Top Tip

Increase the detection area of the MLSA360N with the corner bracket. When fitted this enables the unit to 'see' around a chosen corner and along both walls so you can be more secure using one detector.



timeguard.com

Timeguard 24 hours a day.

Whenever you need us just visit our website at www.timeguard.com.
It's not just our catalogue that is now online, it's the latest information,
press releases and downloading facilities for product operating instructions.

Check out Timeguard online now for a simple selection
of the right products for your needs.



Sales Office Direct Line

Tel: 020 8452 1112
Fax: 020 8450 0635
E-mail: csc@timeguard.com

**Helpline & Technical Service
Direct Line**

Tel: 020 8450 0515
Fax: 020 8450 0635
E-mail: helpline@timeguard.com

General Enquiries

Tel: 020 8450 8944
Fax: 020 8452 5143
E-mail: csc@timeguard.com
Website: www.timeguard.com



A **theben** Group Company